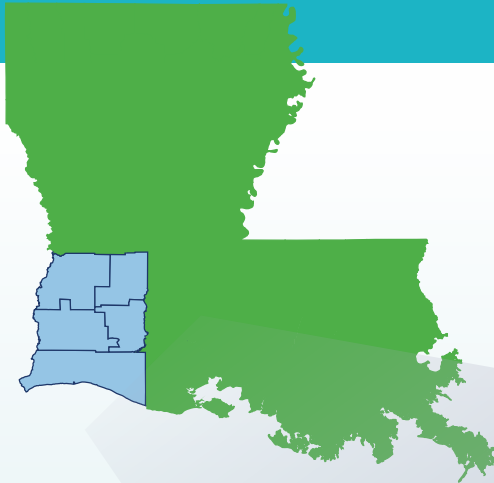




FACT SHEET

RHPA 5 - LAKE CHARLES

Lake Charles Region



INTRODUCTION

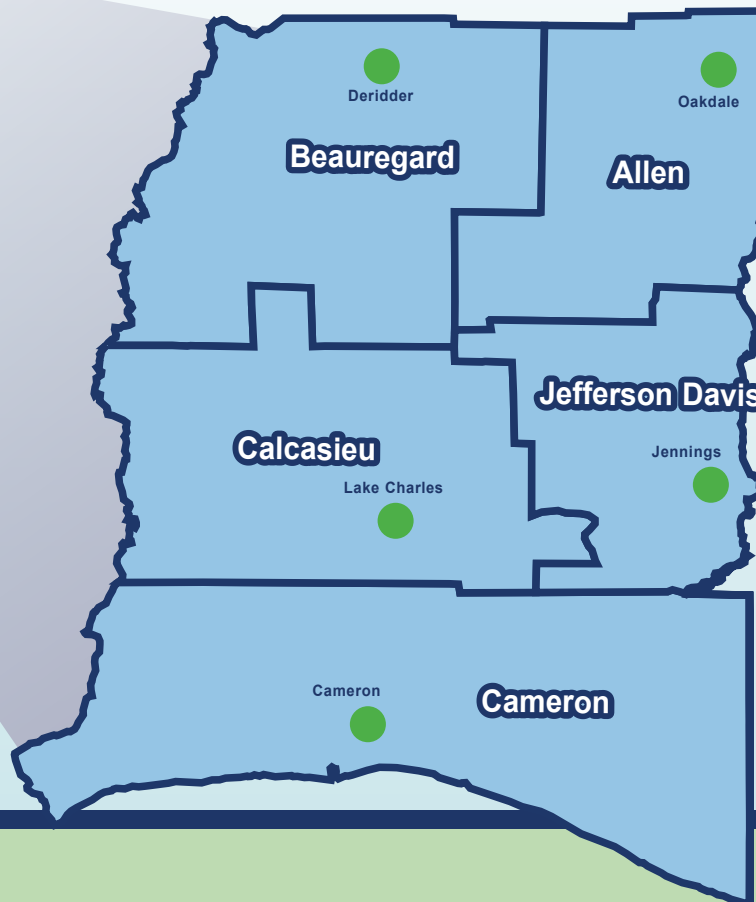
This Fact Sheet displays important data on the state of housing within the five parishes in Regional Housing Planning Area 5. It includes affordability; previous investments; COVID-19 housing needs; homelessness; energy efficiency; and the population and households in each parish. Here at HousingLouisIANA, we understand that safe, stable, and affordable housing is a human right. HousingLouisIANA is holding a listening tour across the state to encourage community input, but most importantly, residents.

SOURCES

American Community Survey
5-year Estimates, 2017-2021
U.S. Census Building Permits,
2021

LIST OF PARISHES IN RHPA 5:

- Allen Parish
- Beauregard Parish
- Calcasieu Parish
- Cameron Parish
- Jefferson Davis Parish



The Regional Housing Planning Area Facts Sheets were made possible with support from the Greater New Orleans Foundation's Disaster Relief Fund, Community Change, Black Freedom Collective, Movement Strategy Center, Gulf South for a Green New Deal Louisiana Hub, and various individuals.

FACT SHEET

LAKE CHARLES REGION

Allen

POPULATION
23,085




HOUSEHOLDS
7,687

RACE & ETHNICITY

WHITE 75%
BLACK 18%
NATIVE
AMERICAN 2%
ASIAN 1%
OTHER 1%

7% Hispanic or Latino
93% Not Hispanic or Latino

 **MEDIAN
VALUE**
\$112,300

**MEDIAN
RENT**  **\$645**

76% **24%**
Owner Renter
Occupied Occupied

OCCUPANCY STATUS

Occupied: 7,687 units
Vacant: 1,845 units
TOTAL: 9,532 units

 **\$47,660
MEDIAN HH
INCOME**

18.10%
**Poverty
Status** 

COST BURDEN
 ■ Owner: 11%
■ Renter: 34%
Overall: 16%

**HOUSING
WAGE**  **\$13.38**

Beauregard

POPULATION
36,417




HOUSEHOLDS
13,352

RACE & ETHNICITY

WHITE 82%
BLACK 12%
NATIVE
AMERICAN 0%
ASIAN 1%
OTHER 1%

4% Hispanic or Latino
96% Not Hispanic or Latino

 **MEDIAN
VALUE**
\$139,600

**MEDIAN
RENT**  **\$779**

81% **19%**
Owner Renter
Occupied Occupied

OCCUPANCY STATUS

Occupied: 13,352 units
Vacant: 2,324 units
TOTAL: 15,676 units

 **\$57,130
MEDIAN HH
INCOME**

14.10%
**Poverty
Status** 

COST BURDEN
 ■ Owner: 10%
■ Renter: 30%
Overall: 14%

**HOUSING
WAGE**  **\$13.38**

Calcasieu

POPULATION
212,646




HOUSEHOLDS
76,829

RACE & ETHNICITY

WHITE 69%
BLACK 25%
NATIVE
AMERICAN 0%
ASIAN 1%
OTHER 1%

4% Hispanic or Latino
96% Not Hispanic or Latino

 **MEDIAN
VALUE**
\$171,900

**MEDIAN
RENT**  **\$927**

70% **30%**
Owner Renter
Occupied Occupied

OCCUPANCY STATUS

Occupied: 76,829 units
Vacant: 15,373 units
TOTAL: 92,202 units

 **\$59,470
MEDIAN HH
INCOME**

16.40%
**Poverty
Status** 

COST BURDEN
 ■ Owner: 14%
■ Renter: 42%
Overall: 22%

**HOUSING
WAGE**  **\$17.00**

FACT SHEET

LAKE CHARLES REGION

Cameron

POPULATION

5,650



HOUSEHOLDS

2,216

RACE & ETHNICITY

WHITE 93%
BLACK 1%
NATIVE
AMERICAN 2%
ASIAN 0%
OTHER 0%

5% Hispanic or Latino
95% Not Hispanic or Latino



MEDIAN VALUE

\$152,500

MEDIAN RENT



-

93%

Owner
Occupied

7%

Renter
Occupied

OCCUPANCY STATUS

Occupied: 2,216 units

Vacant: 1,509 units

TOTAL: 3,725 units



\$64,525
MEDIAN HH
INCOME

83%
Poverty
Status



COST BURDEN



Owner: 10%
Renter: 0%
Overall: 9%

HOUSING WAGE



\$17.00

Jefferson Davis

POPULATION

32,370



HOUSEHOLDS

11,351

RACE & ETHNICITY

WHITE 78%
BLACK 16%
NATIVE
AMERICAN 1%
ASIAN 0%
OTHER 1%

2.5% Hispanic or Latino
97.5% Not Hispanic or Latino



MEDIAN VALUE

\$132,500

MEDIAN RENT



\$708

75%

Owner
Occupied

25%

Renter
Occupied

OCCUPANCY STATUS

Occupied: 11,351 units

Vacant: 2,536 units

TOTAL: 13,887 units



\$45,578
MEDIAN HH
INCOME

16.90%
Poverty
Status



COST BURDEN



Owner: 12%
Renter: 48%
Overall: 21%

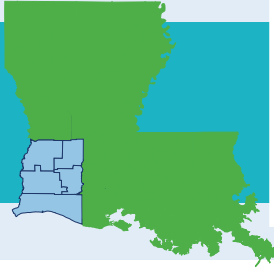
HOUSING WAGE



\$13.38



Lake Charles Region



COVID Housing Needs Estimate

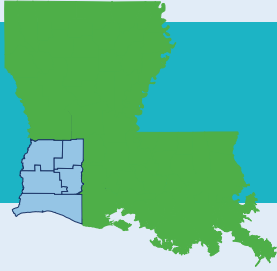


FACT SHEET

LAKE CHARLES REGION

SOURCES

Enterprise and Urban Footprint Pulse Data



DISASTER RECOVERY

ENERGY EFFICIENCY DATA



2018
MONTHLY
AVERAGE
ENERGY
COST

Allen

\$209

Beauregard

\$197

Calcasieu

\$185

Cameron

\$242

Jefferson Davis

\$179



HURRICANE DAMAGE 2021



Allen

Beauregard

Calcasieu

Cameron

Jefferson Davis

HURRICANE

Total Number of Damaged or Destroyed Homes.

Total Number of Damaged or Destroyed Homes.

Total Number of Damaged or Destroyed Homes.

Total Number of Damaged or Destroyed Homes.

Total Number of Damaged or Destroyed Homes.

LAURA

4,768

9,406

81,357

3,760

5,626

IDA

0

0

0

0

0

ZETA

0

0

0

0

0

DELTA

602

889

19,555

898

1,831

TOTAL COST TO REPAIR



\$84,320,000

\$192,049,000

\$4,037,196,000

\$504,670,000

\$67,651,500

FACT SHEET

LAKE CHARLES REGION

SOURCES

- Energy Efficiency: LEAD
- Hurricane Damage Data: FEMA

Lake Charles Region

The American Rescue Plan (ARP)

The American Rescue Plan is a \$1.9 trillion federal response to the economic devastation and public health crisis caused by the COVID-19 global pandemic. These funds give the state, cities and parishes resources that can be used to close budget holes and spur recovery. Funds are to be used for expenses from 2021 to 2024, and must be expended by 2026 for public health, replacing lost tax revenue, economic relief, and addressing inequities in infrastructure. Louisiana received \$5.18 billion. While a good portion of this has been spent, funds still remain at local jurisdictions and at the state that require community input in the coming months.

While a good portion of this has been spent, funds still remain at local jurisdictions and at the state that require community input in the coming months.

The Infrastructure Investment & Jobs Act (IIJA)

The Infrastructure Investment and Jobs Act (also known as the Bipartisan Infrastructure Bill or BIL) is a congressional law that provides \$550 billion for U.S. infrastructure over the next five years. This means each year Louisiana will receive additional funds from the Federal Government for things like transportation, energy/power, broadband access, water quality/storage, resilience and environmental remediation. Parishes and municipalities must write grants for projects they want, and these can be opportunities for local community leaders to inform government decision-makers what projects make the most sense for their local communities for each year. Without your voice, projects will be pursued that may not make the most sense for you.

Without your voice, projects will be pursued that may not make the most sense for you.

Restore Louisiana

The State of Louisiana Office of Community Development created the Restore Louisiana program to help homeowners recover from federally declared disasters. As of now, there are \$2.25 billion allocated by the U.S. Department of Housing and Urban Development through Community Development Block Grant-Disaster Recovery program for Restore Louisiana.

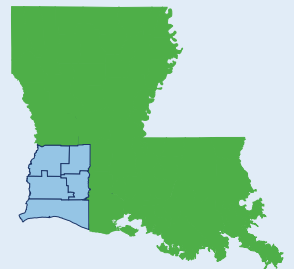
Louisiana Watershed Initiative (LWI)

The Louisiana Watershed Initiative is a coordinated, interagency effort focused on reducing flood risk and increasing resilience throughout Louisiana. Through this Initiative, the state is working toward the coordination of floodplain management responsibilities in Louisiana based on watershed boundaries, in close collaboration and partnership with local jurisdictions, to achieve long-term outcomes for flood risk reduction and resilience. As of March 2022, about \$1.2million has been allocated for Appropriations and Allocations (2020) for local and regional watershed projects and programs. As of March 2022, \$570,666,243 were allocated with none spent to date, and another \$312,757,590 allocated for housing and infrastructure, which currently has \$226,792,443 that has yet to be obligated to a project. This means there are opportunities for local communities to weigh in on what projects to pursue with these funds.

This means there are opportunities for local communities to weigh in on what projects to pursue with these funds.

Insurance Fortify Program

"The Louisiana State Legislature passed a law in 2022 that provides funds for the Louisiana Fortify Homes Program, with revenues generated by the Louisiana Department of Insurance, not to exceed \$10,000,000 in any fiscal year, beginning January 2023. The program will provide up to \$10K grants to homeowners with homestead exemptions for the purposes of fortifying roofs. This law provides that the commissioner of insurance may make financial grants to retrofit insurable property with a homestead exemption to resist loss and meet or exceed the fortified home standards of the Insurance Institute for Business and Home Safety. Funds not expended in the fiscal year for which appropriated shall remain in the fund for distribution in subsequent fiscal years."



FACT SHEET

LAKE CHARLES REGION