



# FACT SHEET

RHPA 3 - HOUMA & THIBODAUX

## Houma/Thibodaux Area

### INTRODUCTION

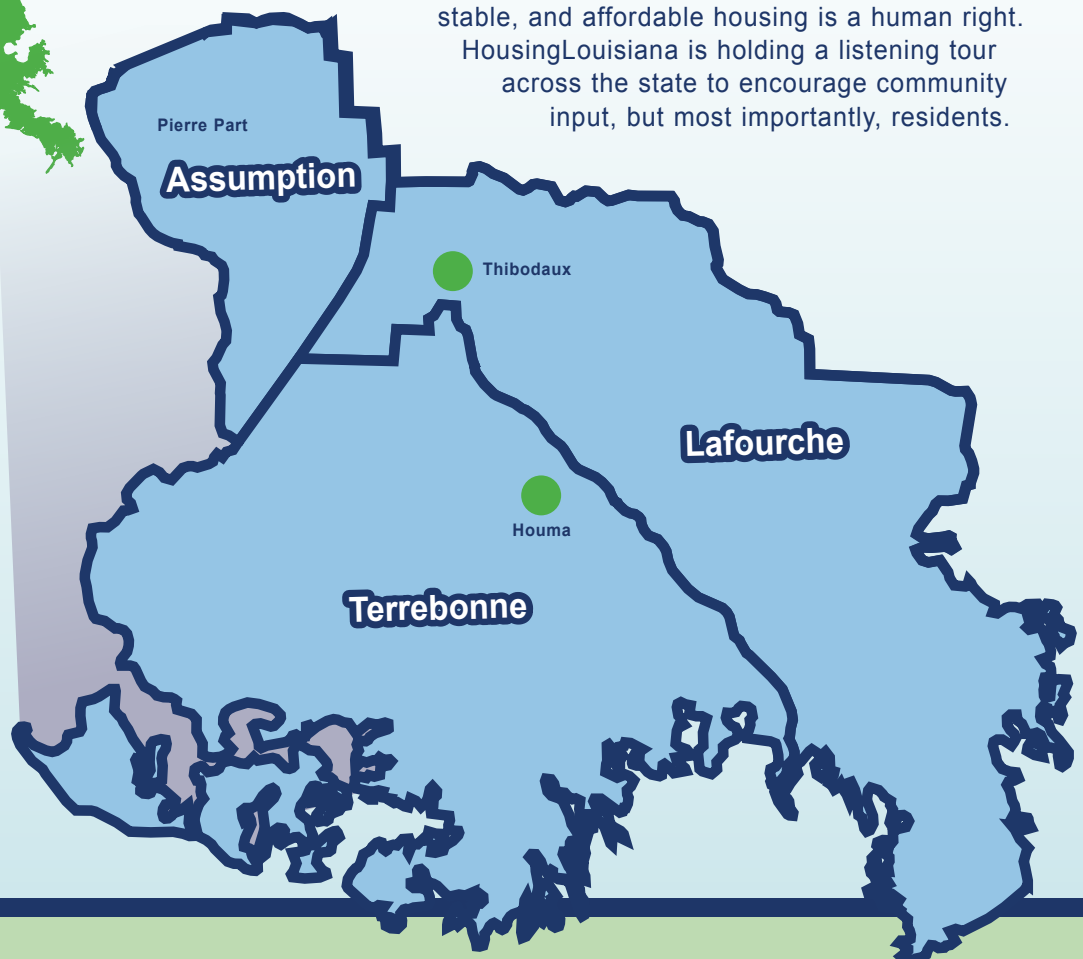
This Fact Sheet displays important data on the state of housing within the three parishes in Regional Housing Planning Area 3. It includes affordability; previous investments; COVID-19 housing needs; homelessness; energy efficiency; and the population and households in each parish. Here at HousingLOUISIANA, we understand that safe, stable, and affordable housing is a human right. HousingLouisiana is holding a listening tour across the state to encourage community input, but most importantly, residents.

### SOURCES

American Community Survey  
5-year Estimates, 2017-2021  
U.S. Census Building Permits, 2021

### LIST OF PARISHES IN RHPA 3:

- Assumption Parish
- Lafourche Parish
- Terrebonne Parish



The Regional Housing Planning Area Facts Sheets were made possible with support from the Greater New Orleans Foundation's Disaster Relief Fund, Community Change, Black Freedom Collective, Movement Strategy Center, Gulf South for a Green New Deal Louisiana Hub, and various individuals.

# FACT SHEET

## Houma/Thibodaux Area

### Assumption

#### POPULATION

21,366



#### HOUSEHOLDS

8,289

#### RACE & ETHNICITY

WHITE 66%  
BLACK 30%  
NATIVE AMERICAN 0%  
ASIAN 0%  
OTHER 0%

3% Hispanic or Latino  
97% Not Hispanic or Latino

 **MEDIAN VALUE**  
\$115,800

**MEDIAN RENT**  \$724

80% 20%  
Owner Renter  
Occupied Occupied

#### OCCUPANCY STATUS

Occupied: 8,289 units  
Vacant: 1,741 units  
TOTAL: 10,030 units

 \$42,831  
**MEDIAN HH INCOME**

16% Poverty Status 

**COST BURDEN**  
 ■ Owner: 13%  
■ Renter: 36%  
Overall: 18%

**HOUSING WAGE**  \$14.19

### Lafourche

#### POPULATION

97,677



#### HOUSEHOLDS

36,412

#### RACE & ETHNICITY

WHITE 78%  
BLACK 13%  
NATIVE AMERICAN 2%  
ASIAN 1%  
OTHER 2%

4% Hispanic or Latino  
96% Not Hispanic or Latino

 **MEDIAN VALUE**  
\$162,100

**MEDIAN RENT**  \$816

78% 22%  
Owner Renter  
Occupied Occupied

#### OCCUPANCY STATUS

Occupied: 36,412 units  
Vacant: 4,420 units  
TOTAL: 40,832 units

 \$58,747  
**MEDIAN HH INCOME**

16% Poverty Status 

**COST BURDEN**  
 ■ Owner: 14%  
■ Renter: 42%  
Overall: 20%

**HOUSING WAGE**  \$17.12

### Terrebonne

#### POPULATION

110,100




#### HOUSEHOLDS

41,960

#### RACE & ETHNICITY

WHITE 68%  
BLACK 19%  
NATIVE AMERICAN 6%  
ASIAN 1%  
OTHER 1%

5% Hispanic or Latino  
95% Not Hispanic or Latino

 **MEDIAN VALUE**  
\$160,600

**MEDIAN RENT**  \$913

73% 27%  
Owner Renter  
Occupied Occupied

#### OCCUPANCY STATUS

Occupied: 41,960 units  
Vacant: 5,082 units  
TOTAL: 47,042 units

 \$57,940  
**MEDIAN HH INCOME**

18% Poverty Status 

**COST BURDEN**  
 ■ Owner: 16%  
■ Renter: 41%  
Overall: 23%

**HOUSING WAGE**  \$17.12



## HOUMA/THIBODAU AREA



## COVID Housing Needs Estimate



# FACT SHEET


## Houma/Thibodaux Area

### SOURCES

Enterprise and Urban Footprint Pulse Data




## ENERGY EFFICIENCY DATA

	Assumption	Lafourche	Terrebonne
2018 MONTHLY AVERAGE ENERGY COST	\$183	\$161	\$160



## HURRICANE DAMAGE 2021



	Assumption	Lafourche	Terrebonne
HURRICANE	Total Number of Damaged or Destroyed Homes.	Total Number of Damaged or Destroyed Homes.	Total Number of Damaged or Destroyed Homes.
LAURA	0	0	0
IDA	4,441	31,072	36,237
ZETA	0	883	1,049
DELTA	0	0	0
TOTAL COST TO REPAIR 	\$56,842,000	\$854,425,000	\$1,065,044,000

### SOURCES

- Energy Efficiency: LEAD
- Hurricane Damage Data: FEMA

# Houma/Thibodaux Area

## The American Rescue Plan (ARP)

The American Rescue Plan is a \$1.9 trillion federal response to the economic devastation and public health crisis caused by the COVID-19 global pandemic. These funds give the state, cities and parishes resources that can be used to close budget holes and spur recovery. Funds are to be used for expenses from 2021 to 2024, and must be expended by 2026 for public health, replacing lost tax revenue, economic relief, and addressing inequities in infrastructure. Louisiana received \$5.18 billion. While a good portion of this has been spent, funds still remain at local jurisdictions and at the state that require community input in the coming months.

***While a good portion of this has been spent, funds still remain at local jurisdictions and at the state that require community input in the coming months.***

## The Infrastructure Investment & Jobs Act (IIJA)

The Infrastructure Investment and Jobs Act (also known as the Bipartisan Infrastructure Bill or BIL) is a congressional law that provides \$550 billion for U.S. infrastructure over the next five years. This means each year Louisiana will receive additional funds from the Federal Government for things like transportation, energy/power, broadband access, water quality/storage, resilience and environmental remediation. Parishes and municipalities must write grants for projects they want, and these can be opportunities for local community leaders to inform government decision-makers what projects make the most sense for their local communities for each year. Without your voice, projects will be pursued that may not make the most sense for you.

***Without your voice, projects will be pursued that may not make the most sense for you.***

## Restore Louisiana

The State of Louisiana Office of Community Development created the Restore Louisiana program to help homeowners recover from federally declared disasters. As of now, there are \$2.25 billion allocated by the U.S. Department of Housing and Urban Development through Community Development Block Grant-Disaster Recovery program for Restore Louisiana.

## Louisiana Watershed Initiative (LWI)

The Louisiana Watershed Initiative is a coordinated, interagency effort focused on reducing flood risk and increasing resilience throughout Louisiana. Through this Initiative, the state is working toward the coordination of floodplain management responsibilities in Louisiana based on watershed boundaries, in close collaboration and partnership with local jurisdictions, to achieve long-term outcomes for flood risk reduction and resilience. As of March 2022, about \$1.2million has been allocated for Appropriations and Allocations (2020) for local and regional watershed projects and programs. As of March 2022, \$570,666,243 were allocated with none spent to date, and another \$312,757,590 allocated for housing and infrastructure, which currently has \$226,792,443 that has yet to be obligated to a project. This means there are opportunities for local communities to weigh in on what projects to pursue with these funds.

***This means there are opportunities for local communities to weigh in on what projects to pursue with these funds.***

## Insurance Fortify Program

"The Louisiana State Legislature passed a law in 2022 that provides funds for the Louisiana Fortify Homes Program, with revenues generated by the Louisiana Department of Insurance, not to exceed \$10,000,000 in any fiscal year, beginning January 2023. The program will provide up to \$10K grants to homeowners with homestead exemptions for the purposes of fortifying roofs. This law provides that the commissioner of insurance may make financial grants to retrofit insurable property with a homestead exemption to resist loss and meet or exceed the fortified home standards of the Insurance Institute for Business and Home Safety. Funds not expended in the fiscal year for which appropriated shall remain in the fund for distribution in subsequent fiscal years."



# FACT SHEET

## Houma/Thibodaux Area