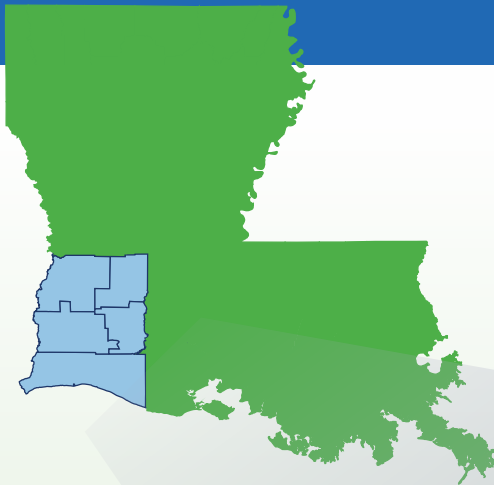




FACT SHEET

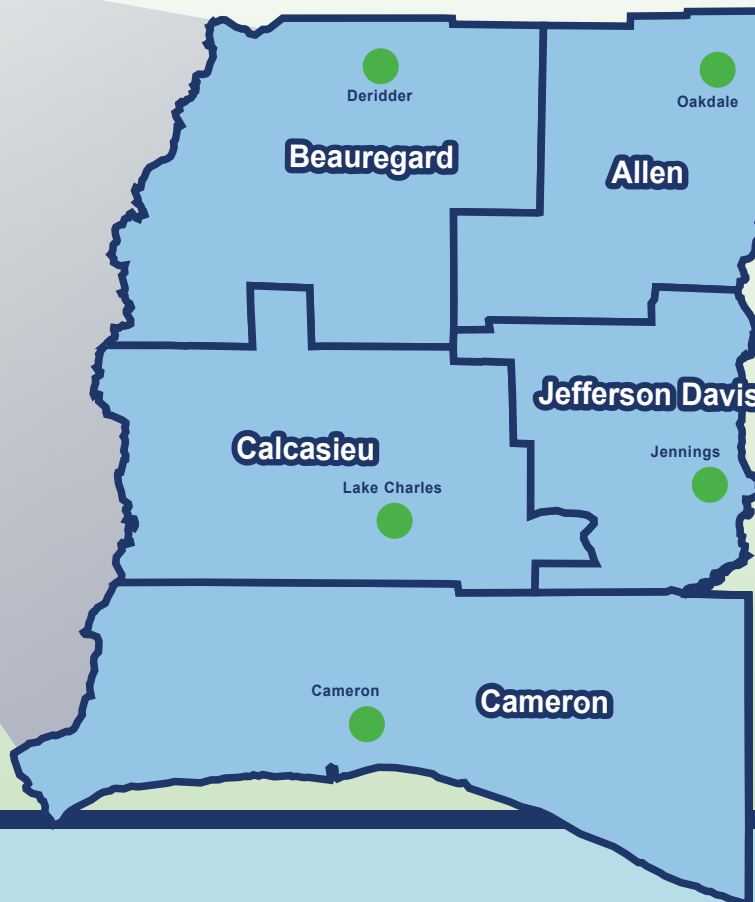
RHPA 5 - LAKE CHARLES

Lake Charles Region



INTRODUCTION

This Fact Sheet displays important data on the state of housing within the five parishes in Regional Housing Planning Area 5. It includes affordability; previous investments; COVID-19 housing needs; homelessness; energy efficiency; and the population and households in each parish. Here at HousingLOUISIANA, we understand that safe, stable, and affordable housing is a human right. HousingLouisiana is holding a listening tour across the state to encourage community input, but most importantly, residents.



SOURCES

American Community Survey
5-year Estimates, 2017-2021
U.S. Census Building Permits,
2021

LIST OF PARISHES IN RHPA 5:

- Allen Parish
- Beauregard Parish
- Calcasieu Parish
- Cameron Parish
- Jefferson Davis Parish

The Regional Housing Planning Area Facts Sheets were made possible with support from the Greater New Orleans Foundation's Disaster Relief Fund, Community Change, Black Freedom Collective, Movement Strategy Center, Gulf South for a Green New Deal Louisiana Hub, and various individuals.

FACT SHEET

LAKE CHARLES REGION

Allen

POPULATION
25,618

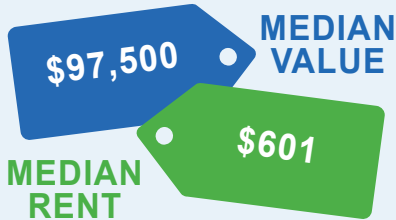


HOUSEHOLDS
7920

RACE & ETHNICITY

WHITE 72.40%
BLACK 22.7%
ASIAN 0.60%
OTHER 1.90%

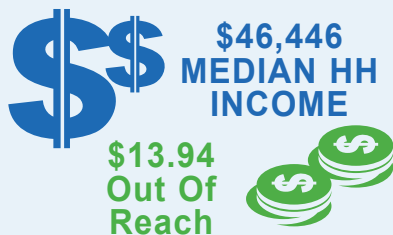
6.2% Hispanic or Latino
93.8% Not Hispanic or Latino



74.5% Owner Occupied
26% Renter Occupied

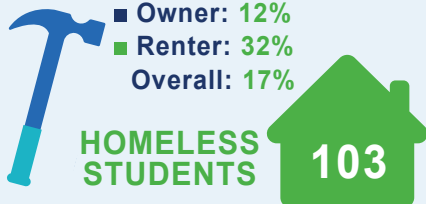
OCCUPANCY STATUS

Occupied: 7,925 units
Vacant: 2,027 units
TOTAL: 9,952 units



COST BURDEN

Owner: 12%
Renter: 32%
Overall: 17%



Beauregard

POPULATION
37,043

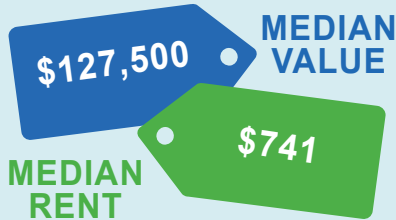


HOUSEHOLDS
13,219

RACE & ETHNICITY

WHITE 83.40%
BLACK 12.10%
ASIAN 0.70%
OTHER 2.50%

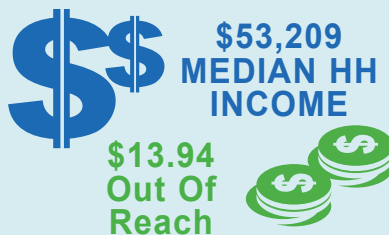
3.70% Hispanic or Latino
96.30% Not Hispanic or Latino



77.50% Owner Occupied
23% Renter Occupied

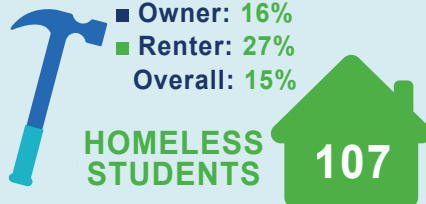
OCCUPANCY STATUS

Occupied: 13,520 units
Vacant: 2,293 units
TOTAL: 15,813 units



COST BURDEN

Owner: 16%
Renter: 27%
Overall: 15%



Calcasieu

POPULATION
201,619

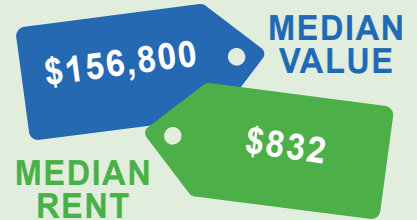


HOUSEHOLDS
77,780

RACE & ETHNICITY

WHITE 72.20%
BLACK 26.50%
ASIAN 1.60%
OTHER 1.10%

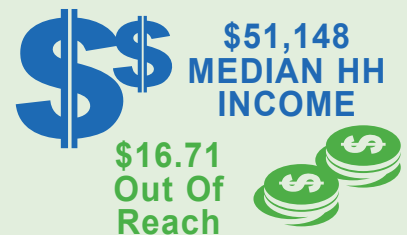
3.60% Hispanic or Latino
96.40% Not Hispanic or Latino



67.50% Owner Occupied
32.50% Renter Occupied

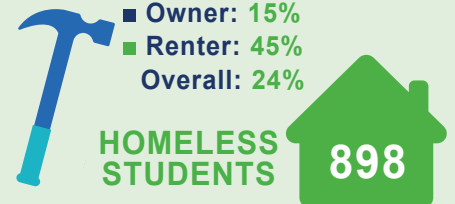
OCCUPANCY STATUS

Occupied: 77,780 units
Vacant: 12,388 units
TOTAL: 90,168 units



COST BURDEN

Owner: 15%
Renter: 45%
Overall: 24%



FACT SHEET

LAKE CHARLES REGION

Cameron

POPULATION

6,930



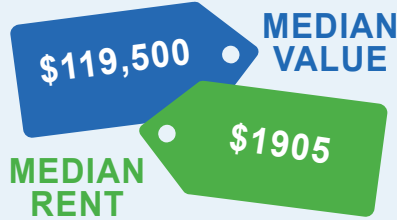
HOUSEHOLDS

2,734

RACE & ETHNICITY

WHITE 94.20%
BLACK 3.40%
ASIAN 1.70%
OTHER 1.50%

5.90% Hispanic or Latino
94.10% Not Hispanic or Latino



84.40%


Owner
Occupied

16%

Renter
Occupied

OCCUPANCY STATUS

Occupied: 2,734 units
Vacant: 1,391 units
TOTAL: 1,391 units



COST BURDEN

■ Owner: 7%
■ Renter: 35%
Overall: 10%



HOMELESS STUDENTS

468

Jefferson Davis

POPULATION

31,441



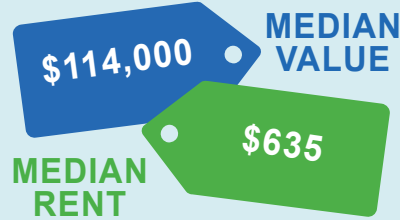
HOUSEHOLDS

11,501

RACE & ETHNICITY

WHITE 79.90%
BLACK 16.50%
ASIAN 0.50%
OTHER 2.30%

2.50% Hispanic or Latino
97.50% Not Hispanic or Latino



72.90%


Owner
Occupied

27%

Renter
Occupied

OCCUPANCY STATUS

Occupied: 11,726 units
Vacant: 2,193 units
TOTAL: 13,919 units



COST BURDEN

■ Owner: 13%
■ Renter: 45%
Overall: 22%

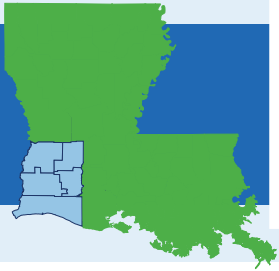


HOMELESS STUDENTS

342



Lake Charles Region



COVID Housing Needs Estimate

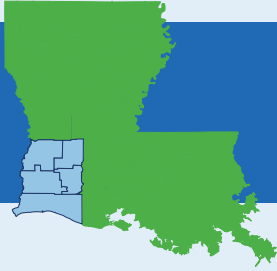


FACT SHEET


LAKE CHARLES REGION

SOURCES

Enterprise and Urban Footprint Pulse Data




ENERGY EFFICIENCY DATA

	Allen	Beauregard	Calcasieu	Cameron	Jefferson Davis
 AVERAGE ENERGY BURDEN	10%	9%	8.6%	9.8%	8.4%
AVERAGE TOTAL ANNUAL ENERGY COST	\$2,508.40	\$2,364.00	\$2,214.20	\$2,903.21	\$2,151.40

HURRICANE DAMAGE 2021



	Allen	Beauregard	Calcasieu	Cameron	Jefferson Davis
HURRICANE	Total Number of Damaged or Destroyed Homes.	Total Number of Damaged or Destroyed Homes.	Total Number of Damaged or Destroyed Homes.	Total Number of Damaged or Destroyed Homes.	Total Number of Damaged or Destroyed Homes.
LAURA	4,768	9,406	81,357	3,760	5,626
IDA	0	0	0	0	0
ZETA	0	0	0	0	0
DELTA	602	889	19,555	898	1,831
TOTAL COST TO REPAIR 	\$84,320,000	\$192,049,000	\$4,037,196,000	\$504,670,000	\$67,651,500



FACT SHEET

LAKE CHARLES REGION

SOURCES

- Energy Efficiency: LEAD
- Hurricane Damage Data: FEMA

Lake Charles Region

The American Rescue Plan (ARP)

The American Rescue Plan is a \$1.9 trillion federal response to the economic devastation and public health crisis caused by the COVID-19 global pandemic. These funds give the state, cities and parishes resources that can be used to close budget holes and spur recovery. Funds are to be used for expenses from 2021 to 2024, and must be expended by 2026 for public health, replacing lost tax revenue, economic relief, and addressing inequities in infrastructure. Louisiana received \$5.18 billion. While a good portion of this has been spent, funds still remain at local jurisdictions and at the state that require community input in the coming months.

While a good portion of this has been spent, funds still remain at local jurisdictions and at the state that require community input in the coming months.

The Infrastructure Investment & Jobs Act (IIJA)

The Infrastructure Investment and Jobs Act (also known as the Bipartisan Infrastructure Bill or BIL) is a congressional law that provides \$550 billion for U.S. infrastructure over the next five years. This means each year Louisiana will receive additional funds from the Federal Government for things like transportation, energy/power, broadband access, water quality/storage, resilience and environmental remediation. Parishes and municipalities must write grants for projects they want, and these can be opportunities for local community leaders to inform government decision-makers what projects make the most sense for their local communities for each year. Without your voice, projects will be pursued that may not make the most sense for you.

Without your voice, projects will be pursued that may not make the most sense for you.

Restore Louisiana

The State of Louisiana Office of Community Development created the Restore Louisiana program to help homeowners recover from federally declared disasters. As of now, there are \$2.25 billion allocated by the U.S. Department of Housing and Urban Development through Community Development Block Grant-Disaster Recovery program for Restore Louisiana.

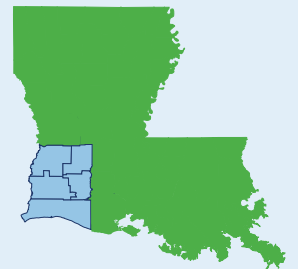
Louisiana Watershed Initiative (LWI)

The Louisiana Watershed Initiative is a coordinated, interagency effort focused on reducing flood risk and increasing resilience throughout Louisiana. Through this Initiative, the state is working toward the coordination of floodplain management responsibilities in Louisiana based on watershed boundaries, in close collaboration and partnership with local jurisdictions, to achieve long-term outcomes for flood risk reduction and resilience. As of March 2022, about \$1.2million has been allocated for Appropriations and Allocations (2020) for local and regional watershed projects and programs. As of March 2022, \$570,666,243 were allocated with none spent to date, and another \$312,757,590 allocated for housing and infrastructure, which currently has \$226,792,443 that has yet to be obligated to a project. This means there are opportunities for local communities to weigh in on what projects to pursue with these funds.

This means there are opportunities for local communities to weigh in on what projects to pursue with these funds.

Insurance Fortify Program

"The Louisiana State Legislature passed a law in 2022 that provides funds for the Louisiana Fortify Homes Program, with revenues generated by the Louisiana Department of Insurance, not to exceed \$10,000,000 in any fiscal year, beginning January 2023. The program will provide up to \$10K grants to homeowners with homestead exemptions for the purposes of fortifying roofs. This law provides that the commissioner of insurance may make financial grants to retrofit insurable property with a homestead exemption to resist loss and meet or exceed the fortified home standards of the Insurance Institute for Business and Home Safety. Funds not expended in the fiscal year for which appropriated shall remain in the fund for distribution in subsequent fiscal years."



FACT SHEET

LAKE CHARLES REGION