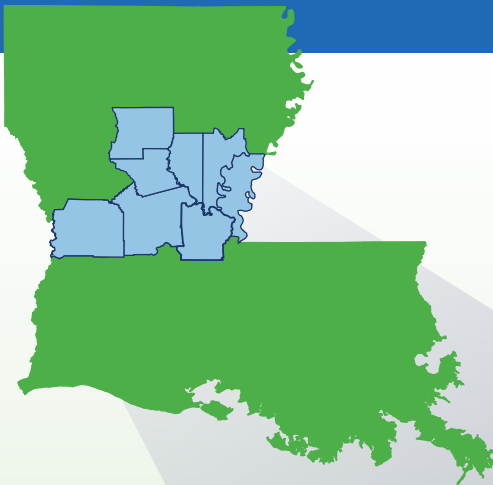




FACT SHEET

RHPA 6 - CenLA

Central Louisiana Housing Alliance Working Group



INTRODUCTION

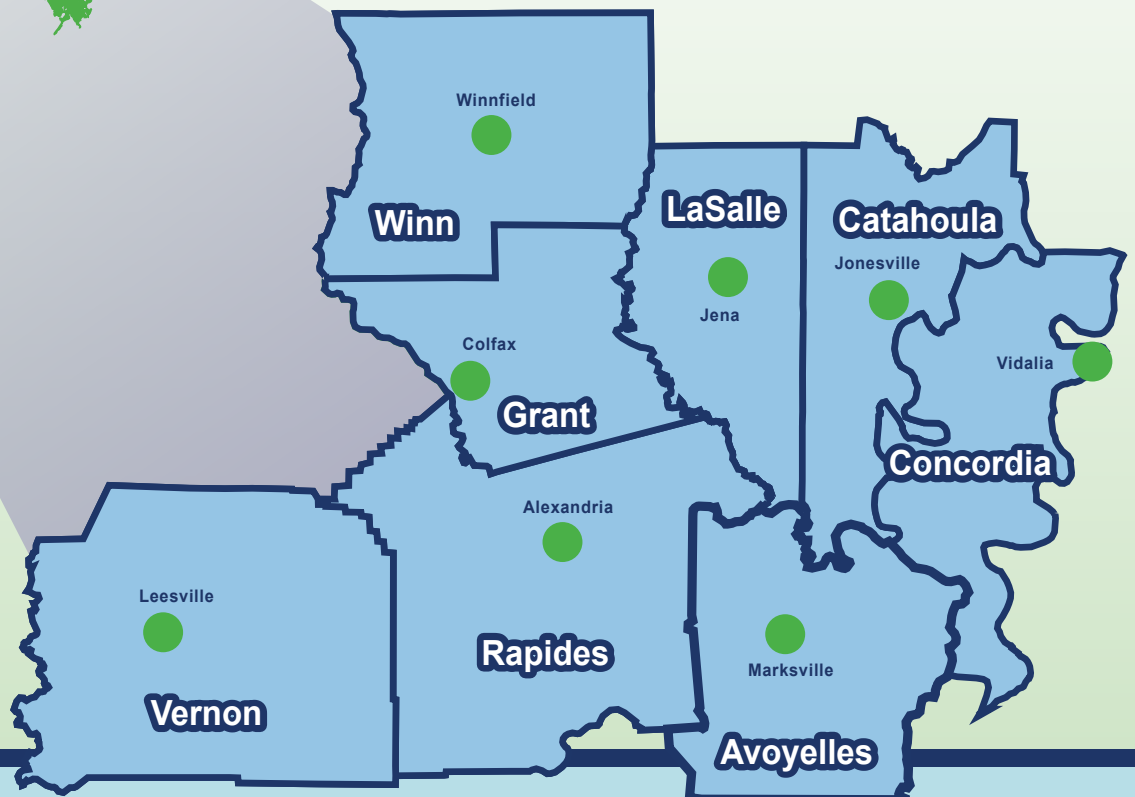
This Fact Sheet displays important data on the state of housing within the eight parishes in Regional Housing Planning Area 6. It includes affordability; previous investments; COVID-19 housing needs; homelessness; energy efficiency; and the population and households in each parish. Here at HousingLOUISIANA, we understand that safe, stable, and affordable housing is a human right. HousingLouisiana is holding a listening tour across the state to encourage community input, but most importantly, residents.

SOURCES

American Community Survey
5-year Estimates, 2017-2021
U.S. Census Building Permits, 2021

LIST OF PARISHES IN RHPA 6:

- Avoyelles Parish
- Catahoula Parish
- Concordia Parish
- Grant Parish
- LaSalle Parish
- Rapides Parish
- Vernon Parish
- Winn Parish



The Regional Housing Planning Area Facts Sheets were made possible with support from the Greater New Orleans Foundation's Disaster Relief Fund, Community Change, Black Freedom Collective, Movement Strategy Center, Gulf South for a Green New Deal Louisiana Hub, and various individuals.

FACT SHEET

CENTRAL LOUISIANA HOUSING ALLIANCE WORKING GROUP

Avoyelles

POPULATION
40,669

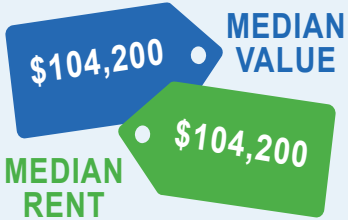


HOUSEHOLDS
15,163

RACE & ETHNICITY

WHITE 66%
BLACK 27%
ASIAN 1%
OTHER 0%

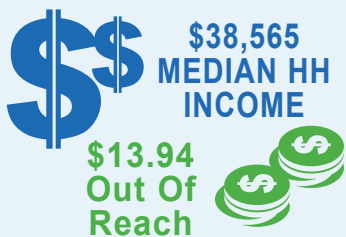
2% Hispanic or Latino
98% Not Hispanic or Latino



69% Owner Occupied
31% Renter Occupied

OCCUPANCY STATUS

Occupied: 15,163 units
Vacant: 3,371 units
TOTAL: 18,534 units



COST BURDEN

Owner: 19%
Renter: 45%
Overall: 27%



Catahoula

POPULATION
9,766

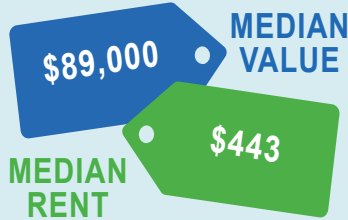


HOUSEHOLDS
3,364

RACE & ETHNICITY

WHITE 67%
BLACK 32%
ASIAN 0%
OTHER 1%

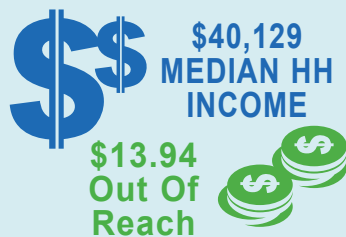
2% Hispanic or Latino
98% Not Hispanic or Latino



80% Owner Occupied
20% Renter Occupied

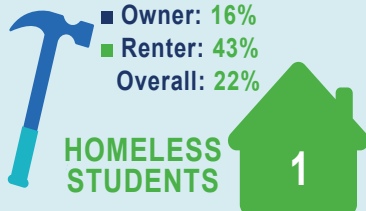
OCCUPANCY STATUS

Occupied: 3,364 units
Vacant: 1,643 units
TOTAL: 5,007 units



COST BURDEN

Owner: 16%
Renter: 43%
Overall: 22%



Concordia

POPULATION
19,778

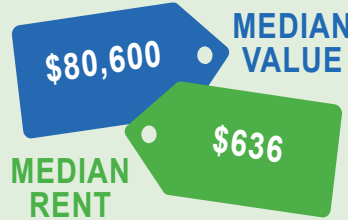


HOUSEHOLDS
7,162

RACE & ETHNICITY

WHITE 58%
BLACK 41%
ASIAN 0%
OTHER 1%

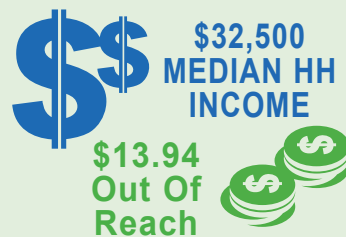
2% Hispanic or Latino
98% Not Hispanic or Latino



66% Owner Occupied
34% Renter Occupied

OCCUPANCY STATUS

Occupied: 7,162 units
Vacant: 2,449 units
TOTAL: 9,611 units



COST BURDEN

Owner: 19%
Renter: 47%
Overall: 43%



Grant

POPULATION
22,340

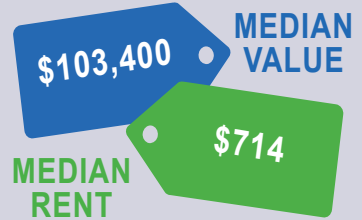


HOUSEHOLDS
6,989

RACE & ETHNICITY

WHITE 79%
BLACK 16%
ASIAN 0%
OTHER 2%

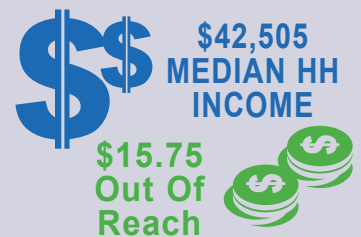
5% Hispanic or Latino
95% Not Hispanic or Latino



69% Owner Occupied
31% Renter Occupied

OCCUPANCY STATUS

Occupied: 6,989 units
Vacant: 2,349 units
TOTAL: 9,338 units



COST BURDEN

Owner: 18%
Renter: 25%
Overall: 33%



FACT SHEET

CENTRAL LOUISIANA HOUSING ALLIANCE WORKING GROUP

La Salle

POPULATION
14,936

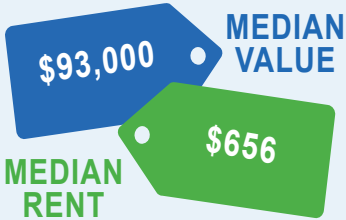


HOUSEHOLDS
4,814

RACE & ETHNICITY

WHITE 84%
BLACK 24.2%
ASIAN 1%
OTHER 1%

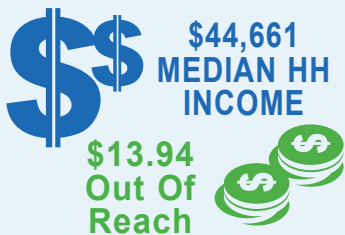
3% Hispanic or Latino
3% Not Hispanic or Latino



77% Owner Occupied
32.3% Renter Occupied

OCCUPANCY STATUS

Occupied: 15,005 units
Vacant: 2,030 units
TOTAL: 17,035 units



COST BURDEN

Owner: 20%
Renter: 53%
Overall: 31%



Rapides

POPULATION
129,648

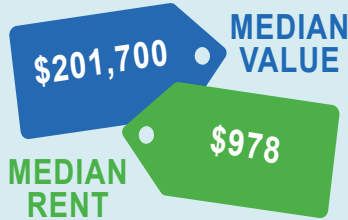


HOUSEHOLDS
48,975

RACE & ETHNICITY

WHITE 70%
BLACK 27%
ASIAN 1.3%
OTHER 2.0%

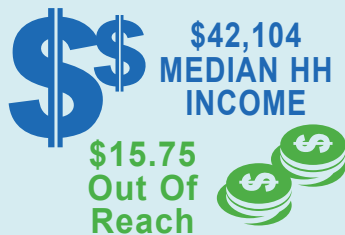
6% Hispanic or Latino
94% Not Hispanic or Latino



80.7% Owner Occupied
23% Renter Occupied

OCCUPANCY STATUS

Occupied: 4,814 units
Vacant: 1,897 units
TOTAL: 6,711 units



COST BURDEN

Owner: 14%
Renter: 39%
Overall: 20%



Vernon

POPULATION
49,646

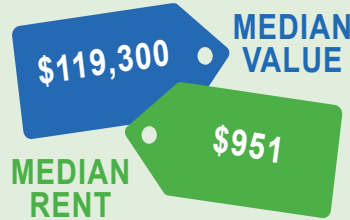


HOUSEHOLDS
17,696

RACE & ETHNICITY

WHITE 76%
BLACK 15%
ASIAN 2%
OTHER 2%

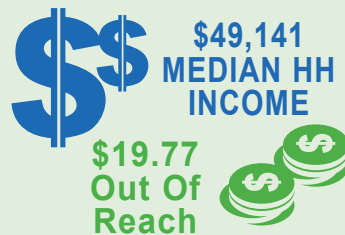
9% Hispanic or Latino
91% Not Hispanic or Latino



53% Owner Occupied
47% Renter Occupied

OCCUPANCY STATUS

Occupied: 17,696 units
Vacant: 4,506 units
TOTAL: 22,202 units



COST BURDEN

Owner: 14%
Renter: 36%
Overall: 24%



Winn

POPULATION
14,313

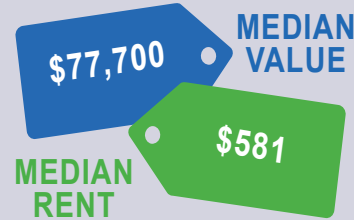


HOUSEHOLDS
5,483

RACE & ETHNICITY

WHITE 66%
BLACK 32%
ASIAN 0%
OTHER 1%

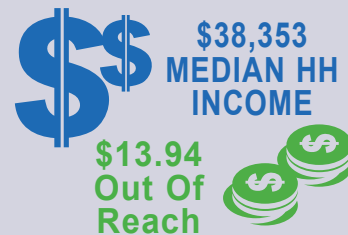
2% Hispanic or Latino
98% Not Hispanic or Latino



67% Owner Occupied
33% Renter Occupied

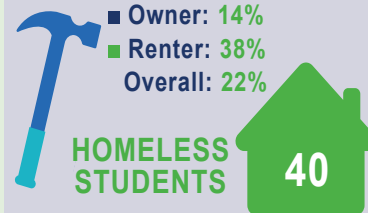
OCCUPANCY STATUS

Occupied: 5,483 units
Vacant: 1,834 units
TOTAL: 7,317 units



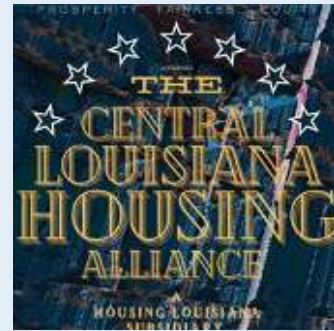
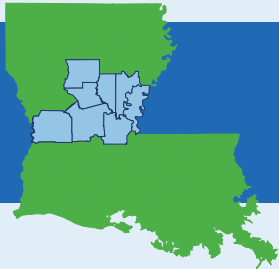
COST BURDEN

Owner: 14%
Renter: 38%
Overall: 22%





CENTRAL LOUISIANA HOUSING
ALLIANCE WORKING GROUP



COVID Housing Needs Estimate

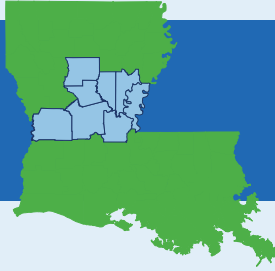


FACT SHEET

CENTRAL LOUISIANA HOUSING ALLIANCE WORKING GROUP


SOURCES

Enterprise and Urban Footprint Pulse Data





DISASTER RECOVERY

ENERGY EFFICIENCY DATA

	Avoyelles	Catahoula	Concordia	Grant	La Salle	Rapides	Vernon	Winn
AVERAGE ENERGY BURDEN	11.6%	11.8%	10.6%	13%	10.8%	11.2%	9.8%	11.4%
AVERAGE TOTAL ANNUAL ENERGY COST	\$2,625.00	\$2,737.60	\$2,540.60	\$2,898.60	\$2,669.20	\$2,696.20	\$2,553.80	\$2,673.60

HURRICANE DAMAGE 2021



	Avoyelles	Catahoula	Concordia	Grant	La Salle	Rapides	Vernon	Winn
HURRICANE	Total Number of Damaged or Destroyed Homes.	Total Number of Damaged or Destroyed Homes.	Total Number of Damaged or Destroyed Homes.	Total Number of Damaged or Destroyed Homes.	Total Number of Damaged or Destroyed Homes.	Total Number of Damaged or Destroyed Homes.	Total Number of Damaged or Destroyed Homes.	Total Number of Damaged or Destroyed Homes.
LAURA	0	0	0	2,428	599	21	1,908	1,404
IDA	0	0	0	0	0	0	0	0
ZETA	0	0	0	0	0	0	0	0
DELTA	0	0	0	0	0	2,733	2,217	0
TOTAL COST TO REPAIR 	0	0	0	\$39,587,000	\$17,180,500	\$336,541,500	\$71,632,000	\$30,766,000

FACT SHEET

SOURCES

- Energy Efficiency: LEAD
- Hurricane Damage Data: FEMA

Central Louisiana Housing Alliance Working Group

The American Rescue Plan (ARP)

The American Rescue Plan is a \$1.9 trillion federal response to the economic devastation and public health crisis caused by the COVID-19 global pandemic. These funds give the state, cities and parishes resources that can be used to close budget holes and spur recovery. Funds are to be used for expenses from 2021 to 2024, and must be expended by 2026 for public health, replacing lost tax revenue, economic relief, and addressing inequities in infrastructure. Louisiana received \$5.18 billion. While a good portion of this has been spent, funds still remain at local jurisdictions and at the state that require community input in the coming months.

While a good portion of this has been spent, funds still remain at local jurisdictions and at the state that require community input in the coming months.

The Infrastructure Investment & Jobs Act (IIJA)

The Infrastructure Investment and Jobs Act (also known as the Bipartisan Infrastructure Bill or BIL) is a congressional law that provides \$550 billion for U.S. infrastructure over the next five years. This means each year Louisiana will receive additional funds from the Federal Government for things like transportation, energy/power, broadband access, water quality/storage, resilience and environmental remediation. Parishes and municipalities must write grants for projects they want, and these can be opportunities for local community leaders to inform government decision-makers what projects make the most sense for their local communities for each year. Without your voice, projects will be pursued that may not make the most sense for you.

Without your voice, projects will be pursued that may not make the most sense for you.

Restore Louisiana

The State of Louisiana Office of Community Development created the Restore Louisiana program to help homeowners recover from federally declared disasters. As of now, there are \$2.25 billion allocated by the U.S. Department of Housing and Urban Development through Community Development Block Grant-Disaster Recovery program for Restore Louisiana.

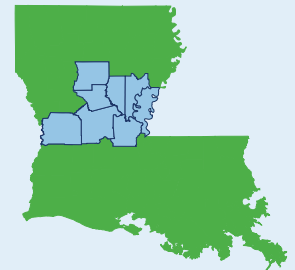
Louisiana Watershed Initiative (LWI)

The Louisiana Watershed Initiative is a coordinated, interagency effort focused on reducing flood risk and increasing resilience throughout Louisiana. Through this Initiative, the state is working toward the coordination of floodplain management responsibilities in Louisiana based on watershed boundaries, in close collaboration and partnership with local jurisdictions, to achieve long-term outcomes for flood risk reduction and resilience. As of March 2022, about \$1.2million has been allocated for Appropriations and Allocations (2020) for local and regional watershed projects and programs. As of March 2022, \$570,666,243 were allocated with none spent to date, and another \$312,757,590 allocated for housing and infrastructure, which currently has \$226,792,443 that has yet to be obligated to a project. This means there are opportunities for local communities to weigh in on what projects to pursue with these funds.

This means there are opportunities for local communities to weigh in on what projects to pursue with these funds.

Insurance Fortify Program

"The Louisiana State Legislature passed a law in 2022 that provides funds for the Louisiana Fortify Homes Program, with revenues generated by the Louisiana Department of Insurance, not to exceed \$10,000,000 in any fiscal year, beginning January 2023. The program will provide up to \$10K grants to homeowners with homestead exemptions for the purposes of fortifying roofs. This law provides that the commissioner of insurance may make financial grants to retrofit insurable property with a homestead exemption to resist loss and meet or exceed the fortified home standards of the Insurance Institute for Business and Home Safety. Funds not expended in the fiscal year for which appropriated shall remain in the fund for distribution in subsequent fiscal years."



FACT SHEET

CENTRAL LOUISIANA HOUSING ALLIANCE WORKING GROUP