



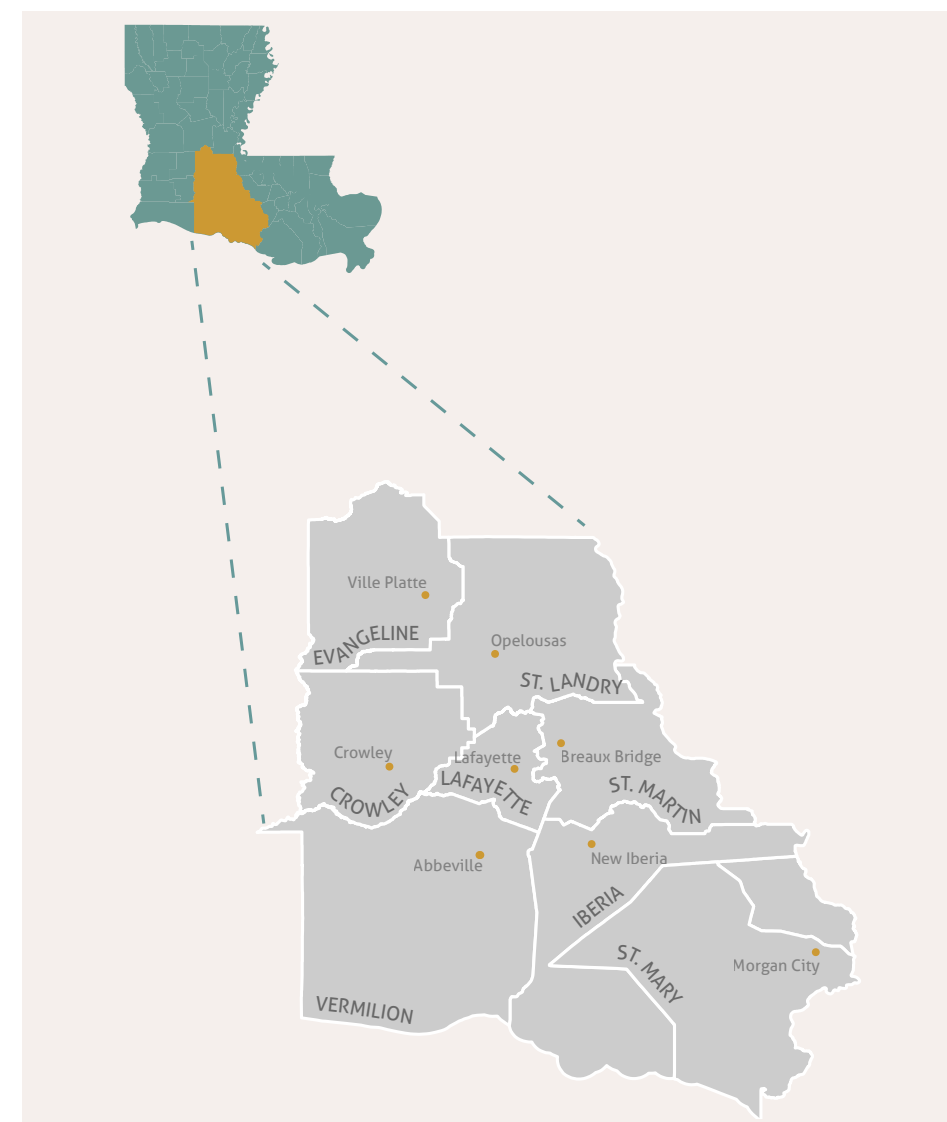
# FACT SHEET

## REGIONAL HOUSING PLANNING AREA

### RHPA 4- LAFAYETTE

#### INTRODUCTION

This Fact Sheet displays important data on the state of housing within the eight parishes in Regional Housing Planning Area 4. It includes information on affordability, previous investments in the area, and the population and households in each parish. HousingLOUISIANA and the Greater New Orleans Housing Alliance (GNOHA) are hosting the Louisiana Statewide Housing Listening Tour.



#### LIST OF PARISHES IN RHPA 4:

- » Acadia Parish
- » Evangeline Parish
- » Iberia Parish
- » Lafayette Parish
- » St. Landry Parish
- » St. Martin Parish
- » St. Mary Parish
- » Vermilion Parish

#### SOURCES

American Community Survey 1-year Estimates, 2018  
 (Acadia, Evangeline, St. Martin, St. Mary and Vermilion used ACS 5-year Estimates, 2014-2018. All Parishes used ACS 5-year Estimates 2014-2018 for "Race and Ethnicity" except Lafayette and Iberia due to data availability.)

U.S. Census Building Permits, 2018

The Regional Housing Planning Area Fact Sheets were made possible due to the support of the Greater New Orleans Foundation's Disaster Relief Fund, which is largely supported by the W. K. Kellogg Foundation, and other donors including Razoo Foundation, Lauren Bon and Metabolic Studio via the Annenberg Foundation, Dentaquest, and various individuals.

# ACADIA

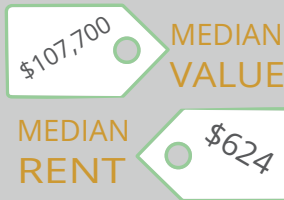
POPULATION 62,568 HOUSEHOLDS 22,564



## RACE & ETHNICITY

BLACK 17.8%  
WHITE 79.1%  
ASIAN 0.1%  
OTHER 3.1%

2.5% Hispanic or Latino  
97.5% Not Hispanic or Latino



## TENURE

OWNER OCCUPIED 70.8% RENTER OCCUPIED 29.2%

## OCCUPANCY STATUS

Occupied: 22,564 units  
Vacant: 3,668 units  
TOTAL: 26,232 units



POVERTY STATUS 23.9%

## COST BURDEN

Owner: 13.8%  
Renter: 46.1%  
Overall: 23.2%



# EVANGELINE

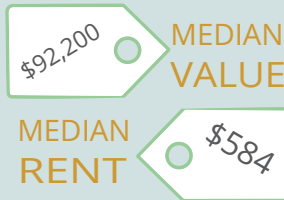
POPULATION 33,636 HOUSEHOLDS 12,051



## RACE & ETHNICITY

BLACK 27.5%  
WHITE 67.8%  
ASIAN 0.4%  
OTHER 4.3%

3.5% Hispanic or Latino  
96.5% Not Hispanic or Latino



## TENURE

OWNER OCCUPIED 65.8% RENTER OCCUPIED 34.2%

## OCCUPANCY STATUS

Occupied: 12,051 units  
Vacant: 2,937 units  
TOTAL: 14,988 units



POVERTY STATUS 27.5%

## COST BURDEN

Owner: 16.2%  
Renter: 43.3%  
Overall: 25.5%



# IBERIA

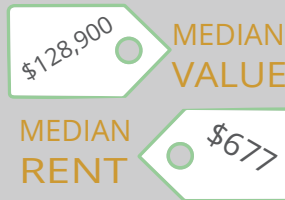
POPULATION 70,941 HOUSEHOLDS 25,386



## RACE & ETHNICITY

BLACK 32.2%  
WHITE 62.1%  
ASIAN 2.9%  
OTHER 2.8%

4.3% Hispanic or Latino  
95.6% Not Hispanic or Latino



## TENURE

OWNER OCCUPIED 67.0% RENTER OCCUPIED 33.0%

## OCCUPANCY STATUS

Occupied: 25,386 units  
Vacant: 5,349 units  
TOTAL: 30,735 units



POVERTY STATUS 24.6%

## COST BURDEN

Owner: 16.4%  
Renter: 51.4%  
Overall: 29.1%



# LAFAYETTE

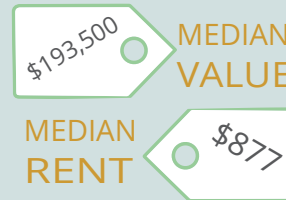
POPULATION 242,782 HOUSEHOLDS 94,002



## RACE & ETHNICITY

BLACK 26.4%  
WHITE 69.1%  
ASIAN 1.9%  
OTHER 2.7%

4.6% Hispanic or Latino  
94.4% Not Hispanic or Latino



## TENURE

OWNER OCCUPIED 65.2% RENTER OCCUPIED 34.8%

## OCCUPANCY STATUS

Occupied: 94,002 units  
Vacant: 10,039 units  
TOTAL: 104,041 units



POVERTY STATUS 15.2%

## COST BURDEN

Owner: 18.2%  
Renter: 41.1%  
Overall: 25.3%



# ST. LANDRY

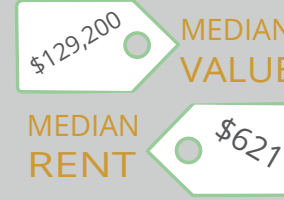
POPULATION 82,764 HOUSEHOLDS 29,965



## RACE & ETHNICITY

BLACK 41.5%  
WHITE 56.7%  
ASIAN 0.3%  
OTHER 1.6%

2.3% Hispanic or Latino  
97.7% Not Hispanic or Latino



## TENURE

OWNER OCCUPIED 69.7% RENTER OCCUPIED 30.3%

## OCCUPANCY STATUS

Occupied: 29,965 units  
Vacant: 6,967 units  
TOTAL: 36,932 units



POVERTY STATUS 36.0%

## COST BURDEN

Owner: 17.6%  
Renter: 52.8%  
Overall: 28.4%



# ST. MARTIN

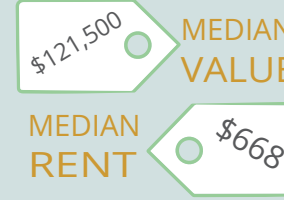
POPULATION 53,752 HOUSEHOLDS 19,556



## RACE & ETHNICITY

BLACK 29.4%  
WHITE 66.3%  
ASIAN 1.0%  
OTHER 3.3%

2.9% Hispanic or Latino  
97.1% Not Hispanic or Latino



## TENURE

OWNER OCCUPIED 79.8% RENTER OCCUPIED 20.2%

## OCCUPANCY STATUS

Occupied: 19,556 units  
Vacant: 3,605 units  
TOTAL: 23,161 units



POVERTY STATUS 17.6%

## COST BURDEN

Owner: 15.8%  
Renter: 34.9%  
Overall: 20.0%



# ST. MARY

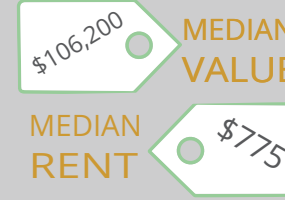
POPULATION 51,734 HOUSEHOLDS 19,740



## RACE & ETHNICITY

BLACK 30.1%  
WHITE 58.0%  
ASIAN 1.4%  
OTHER 10.6%

6.7% Hispanic or Latino  
93.3% Not Hispanic or Latino



## TENURE

OWNER OCCUPIED 62.5% RENTER OCCUPIED 37.5%

## OCCUPANCY STATUS

Occupied: 19,740 units  
Vacant: 3,749 units  
TOTAL: 23,489 units



POVERTY STATUS 19.0%

## COST BURDEN

Owner: 18.2%  
Renter: 29.8%  
Overall: 20.0%



# VERMILION

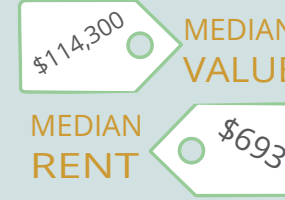
POPULATION 59,867 HOUSEHOLDS 21,721



## RACE & ETHNICITY

BLACK 14.8%  
WHITE 81.4%  
ASIAN 2.1%  
OTHER 1.7%

3.4% Hispanic or Latino  
96.6% Not Hispanic or Latino



## TENURE

OWNER OCCUPIED 76.5% RENTER OCCUPIED 23.5%

## OCCUPANCY STATUS

Occupied: 21,632 units  
Vacant: 4,729 units  
TOTAL: 26,361 units



POVERTY STATUS 17.6%

## COST BURDEN

Owner: 12.3%  
Renter: 33.3%  
Overall: 17.0%

