



FACT SHEET

RHPA 7 - Shreveport

Shreveport Region

INTRODUCTION

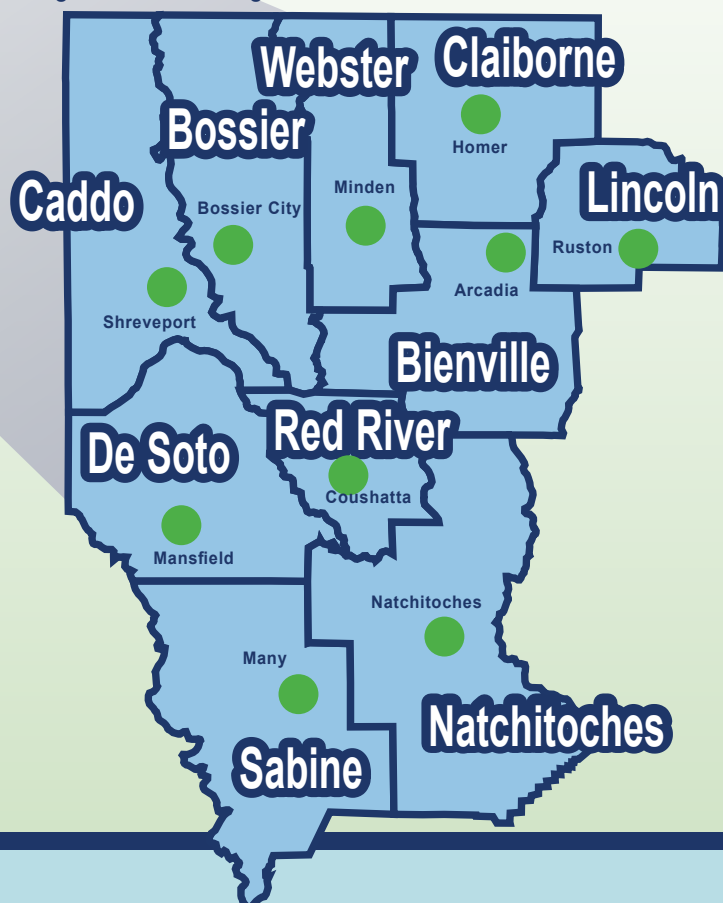
This Fact Sheet displays important data on the state of housing within the ten parishes in Regional Housing Planning Area 7. It includes information on affordability, previous investments in the area, and the population and households in each parish. HousingLouisIANA and the Office of Community Development for the City of Shreveport are hosting the Louisiana Statewide Housing Listening Tour in this region.

SOURCES

American Community Survey
5-year Estimates, 2017-2021
U.S. Census Building Permits, 2021

LIST OF PARISHES IN RHPA 7:

- Bienville Parish
- Bossier Parish
- Caddo Parish
- Claiborne Parish
- De Soto Parish
- Lincoln Parish
- Natchitoches Parish
- Red River Parish
- Sabine Parish
- Webster Parish



The Regional Housing Planning Area Fact Sheets were made possible due to the support of the Greater New Orleans Foundation's Disaster Relief Fund, which is largely supported by the W. K. Kellogg Foundation, and other donors including Razoo Foundation, Lauren Bon and Metabolic Studio via the Annenberg Foundation, Dentaquest, and various individuals.

FACT SHEET SHREVEPORT REGION

Bienville

POPULATION
13,564



HOUSEHOLDS
5,812

RACE & ETHNICITY
WHITE 55%
BLACK 43.2%
ASIAN 0%
OTHER 2.3%

0% Hispanic or Latino
100% Not Hispanic or Latino

MEDIAN VALUE
\$75,900
MEDIAN RENT
\$487

73% Owner Occupied
27% Renter Occupied

OCCUPANCY STATUS
Occupied: 5,892 units
Vacant: 1,922 units
TOTAL: 7,814 units

MEDIAN HH INCOME
\$30,300
Out Of Reach
\$13.94

COST BURDEN
Owner: 14%
Renter: 30%
Overall: 19%

HOMELESS STUDENTS
18

Bossier

POPULATION
126,499



HOUSEHOLDS
49,377

RACE & ETHNICITY
WHITE 72%
BLACK 22.8%
ASIAN 1.9%
OTHER 4.2%

7% Hispanic or Latino
93% Not Hispanic or Latino

MEDIAN VALUE
\$172,400
MEDIAN RENT
\$992

63% Owner Occupied
37% Renter Occupied

OCCUPANCY STATUS
Occupied: 48,142 units
Vacant: 7,115 units
TOTAL: 55,257 units

MEDIAN HH INCOME
\$52,145
Out Of Reach
\$16.25

COST BURDEN
Owner: 19%
Renter: 45%
Overall: 29%

HOMELESS STUDENTS
178

Caddo

POPULATION
245,831



HOUSEHOLDS
95,864

RACE & ETHNICITY
WHITE 46%
BLACK 49.2%
ASIAN 1.3%
OTHER 3.4%

3% Hispanic or Latino
97% Not Hispanic or Latino

MEDIAN VALUE
\$149,200
MEDIAN RENT
\$797

60% Owner Occupied
40% Renter Occupied

OCCUPANCY STATUS
Occupied: 97,283 units
Vacant: 15,618 units
TOTAL: 112,901 units

MEDIAN HH INCOME
\$40,391
Out Of Reach
\$16.25

COST BURDEN
Owner: 21%
Renter: 49%
Overall: 32%

HOMELESS STUDENTS
1289

Claiborne

POPULATION
15,985



HOUSEHOLDS
5,917

RACE & ETHNICITY
WHITE 46%
BLACK 52%
ASIAN 1%
OTHER 2.1%

1% Hispanic or Latino
99% Not Hispanic or Latino

MEDIAN VALUE
\$78,100
MEDIAN RENT
\$618

66% Owner Occupied
34% Renter Occupied

OCCUPANCY STATUS
Occupied: 5,891 units
Vacant: 1,940 units
TOTAL: 7,831 units

MEDIAN HH INCOME
\$27,303
Out Of Reach
\$14.87

COST BURDEN
Owner: 21%
Renter: 47%
Overall: 29%

HOMELESS STUDENTS
14

De Soto

POPULATION
27,289



HOUSEHOLDS
10,821

RACE & ETHNICITY
WHITE 62%
BLACK 35.4%
ASIAN 1%
OTHER 3.9%

3% Hispanic or Latino
97% Not Hispanic or Latino

MEDIAN VALUE
\$117,300
MEDIAN RENT
\$635

71% Owner Occupied
29% Renter Occupied

OCCUPANCY STATUS
Occupied: 10,523 units
Vacant: 2,299 units
TOTAL: 12,822 units

MEDIAN HH INCOME
\$44,230
Out Of Reach
\$16.25

COST BURDEN
Owner: 18%
Renter: 34%
Overall: 23%

HOMELESS STUDENTS
45

Lincoln

POPULATION
38,769



HOUSEHOLDS
14,659

RACE & ETHNICITY
WHITE 54%
BLACK 40.9%
ASIAN 1.7%
OTHER 3.6%

3% Hispanic or Latino
97% Not Hispanic or Latino

MEDIAN VALUE
\$154,500
MEDIAN RENT
\$729

52% Owner Occupied
49% Renter Occupied

OCCUPANCY STATUS
Occupied: 17,551 units
Vacant: 2,524 units
TOTAL: 20,075 units

MEDIAN HH INCOME
\$34,154
Out Of Reach
\$15.21

COST BURDEN
Owner: 12%
Renter: 58%
Overall: 33%

HOMELESS STUDENTS
41

Natchitoches

POPULATION
8,565



HOUSEHOLDS
3,372

RACE & ETHNICITY
WHITE 53%
BLACK 41.3%
ASIAN 7%
OTHER 5.2%

2% Hispanic or Latino
98% Not Hispanic or Latino

MEDIAN VALUE
\$137,400
MEDIAN RENT
\$713

44% Owner Occupied
56% Renter Occupied

OCCUPANCY STATUS
Occupied: 14,630 units
Vacant: 4,417 units
TOTAL: 19,047 units

MEDIAN HH INCOME
\$27,795
Out Of Reach
\$16.31

COST BURDEN
Owner: 17%
Renter: 53%
Overall: 35%

HOMELESS STUDENTS
129

Red River

POPULATION
23,991



HOUSEHOLDS
9,158

RACE & ETHNICITY
WHITE 58%
BLACK 39.1%
ASIAN 0%
OTHER 3.6%

2% Hispanic or Latino
98% Not Hispanic or Latino

MEDIAN VALUE
\$78,700
MEDIAN RENT
\$645

74% Owner Occupied
26% Renter Occupied

OCCUPANCY STATUS
Occupied: 3,334 units
Vacant: 856 units
TOTAL: 4,190 units

MEDIAN HH INCOME
\$33,446
Out Of Reach
\$14.42

COST BURDEN
Owner: 16%
Renter: 30%
Overall: 20%

HOMELESS STUDENTS
85

Sabine

POPULATION
39,242



HOUSEHOLDS
16,551

RACE & ETHNICITY
WHITE 69%
BLACK 16%
ASIAN 4%
OTHER 13.8%

4% Hispanic or Latino
96% Not Hispanic or Latino

MEDIAN VALUE
\$94,300
MEDIAN RENT
\$583

68% Owner Occupied
32% Renter Occupied

OCCUPANCY STATUS
Occupied: 9,185 units
Vacant: 5,713 units
TOTAL: 14,898 units

MEDIAN HH INCOME
\$39,465
Out Of Reach
\$14.81

COST BURDEN
Owner: 14%
Renter: 35%
Overall: 20%

HOMELESS STUDENTS
44

Webster

POPULATION
39,631



HOUSEHOLDS
16,230

RACE & ETHNICITY
WHITE 64%
BLACK 34%
ASIAN 3%
OTHER 1.9%

2% Hispanic or Latino
98% Not Hispanic or Latino

MEDIAN VALUE
\$81,500
MEDIAN RENT
\$688

67% Owner Occupied
33% Renter Occupied

OCCUPANCY STATUS
Occupied: 16,230 units
Vacant: 3,388 units
TOTAL: 19,618 units

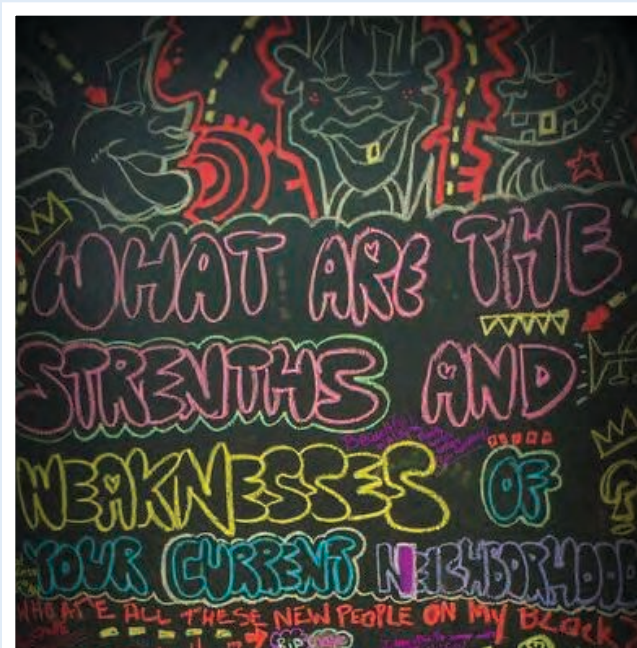
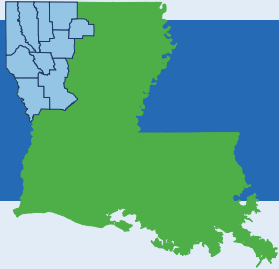
MEDIAN HH INCOME
\$30,358
Out Of Reach
\$13.94

COST BURDEN
Owner: 20%
Renter: 46%
Overall: 28%

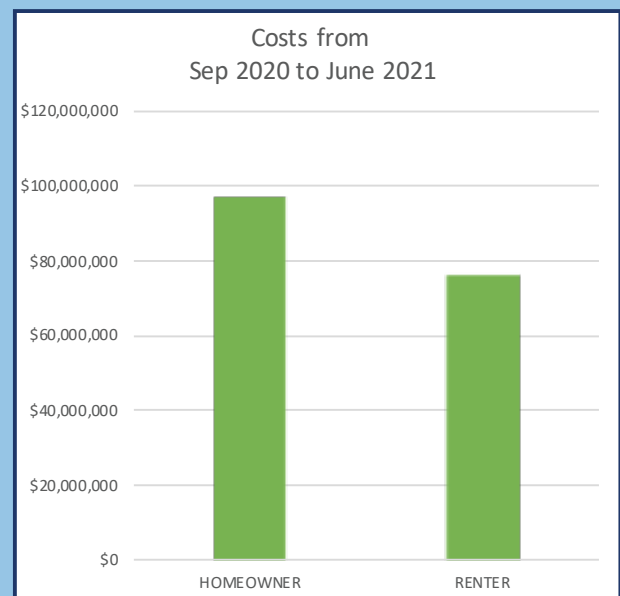
HOMELESS STUDENTS
77



Shreveport
HOUSING GROUP



COVID Housing Needs Estimate



SOURCES

Source: Enterprise and Urban Footprint Pulse Data

FACT SHEET

SHREVEPORT AREA HOUSING GROUP