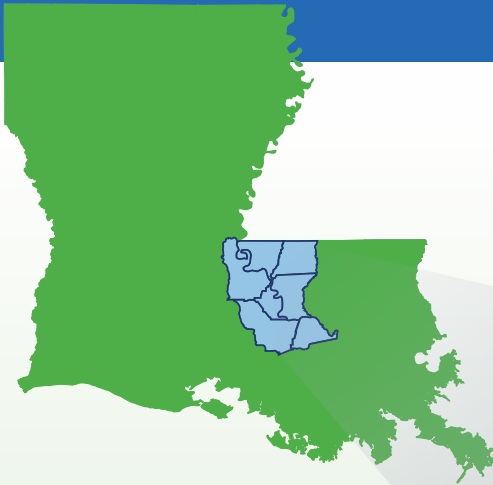


# FACT SHEET

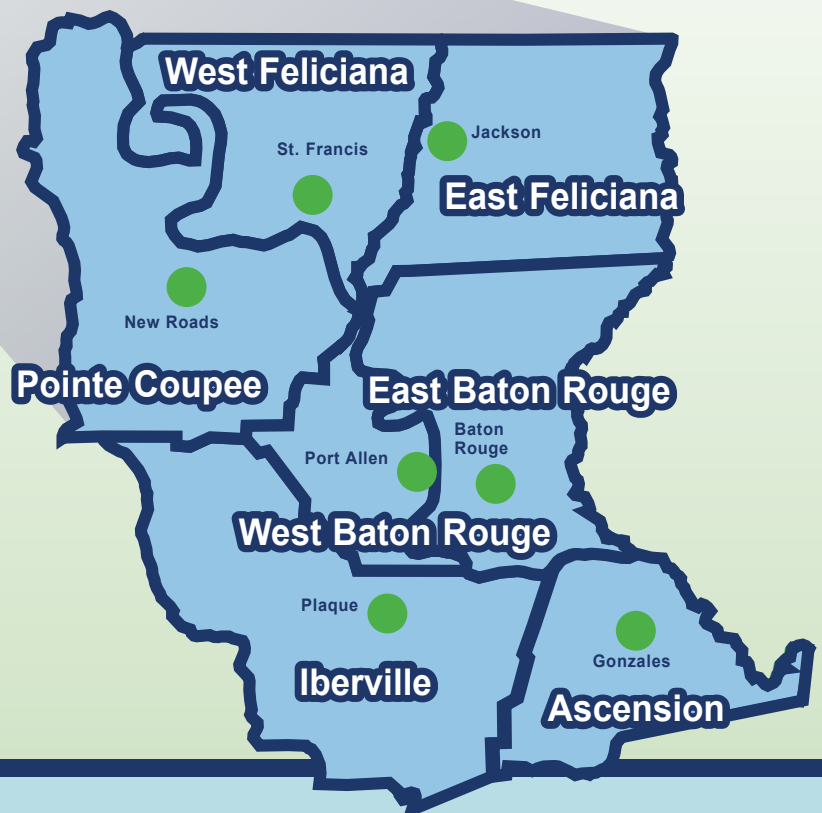
RHPA 2 - BATON ROUGE

## Baton Rouge Region



### INTRODUCTION

This Fact Sheet displays important data on the state of housing within the seven of eleven parishes in Regional Housing Planning Area 2. It includes information on affordability previous investments in the area, and the population and households in each parish. HousingLOUISIANA and the Housing First Alliance of the Capital Area are hosting Louisiana Statewide Housing Listening Tour in this region.



### SOURCES

American Community Survey  
5-year Estimates, 2017-2021  
U.S. Census Building Permits, 2021

### LIST OF PARISHES IN RHPA 2:

- Ascension Parish
- East Baton Rouge Parish
- East Feliciana
- Iberville Parish
- Pointe Coupee Parish
- West Baton Rouge Parish
- West Feliciana Parish

The Regional Housing Planning Area Fact Sheets were made possible due to the support of the Greater New Orleans Foundation's Disaster Relief Fund, which is largely supported by the W. K. Kellogg Foundation, and other donors including Razoo Foundation, Lauren Bon and Metabolic Studio via the Annenberg Foundation, Dentaquest, and various individuals.

# FACT SHEET

# BATON ROUGE REGION

## Ascension

**POPULATION**  
126,604

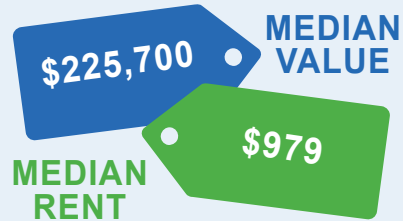


**HOUSEHOLDS**  
44,267

### RACE & ETHNICITY

WHITE 72.2%  
BLACK 21.7%  
ASIAN 1.1%  
OTHER 0%

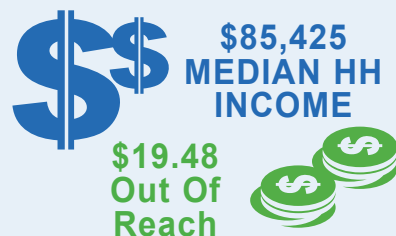
6% Hispanic or Latino  
94% Not Hispanic or Latino



61% Owner Occupied  
39% Renter Occupied

### OCCUPANCY STATUS

Occupied: 44,267 units  
Vacant: 5,191 units  
**TOTAL: 49,458 units**



### COST BURDEN

Owner: 12%  
Renter: 48%  
Overall: 18%

**HOMELESS STUDENTS**  
61

## East Baton Rouge

**POPULATION**  
440,059

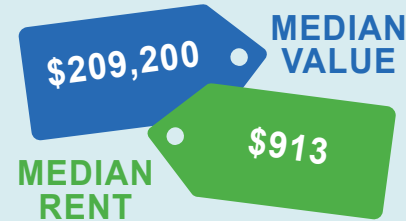


**HOUSEHOLDS**  
161,536

### RACE & ETHNICITY

WHITE 46.8%  
BLACK 46.1%  
ASIAN 3.4%  
OTHER 0%

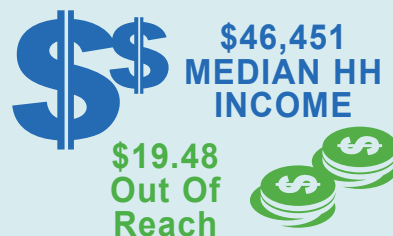
4% Hispanic or Latino  
96% Not Hispanic or Latino



48.3% Owner Occupied  
51.7% Renter Occupied

### OCCUPANCY STATUS

Occupied: 161,536 units  
Vacant: 34,618 units  
**TOTAL: 196,154 units**



### COST BURDEN

Owner: 18%  
Renter: 51%  
Overall: 31%

**HOMELESS STUDENTS**  
1332

## East Feliciana

**POPULATION**  
19,371

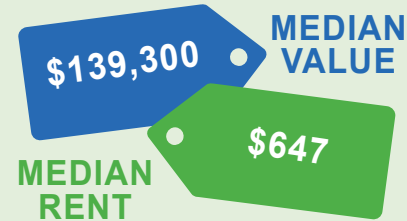


**HOUSEHOLDS**  
6,959

### RACE & ETHNICITY

WHITE 54.5%  
BLACK 43.6%  
ASIAN 43.6%  
OTHER 1%

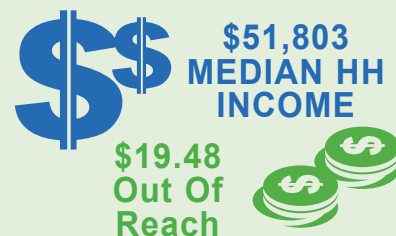
2% Hispanic or Latino  
98% Not Hispanic or Latino



68.8% Owner Occupied  
31.2% Renter Occupied

### OCCUPANCY STATUS

Occupied: 6,959 units  
Vacant: 1,528 units  
**TOTAL: 8,497 units**



### COST BURDEN

Owner: 15%  
Renter: 32%  
Overall: 18%

**HOMELESS STUDENTS**  
106

## Iberville

**POPULATION**  
32,822

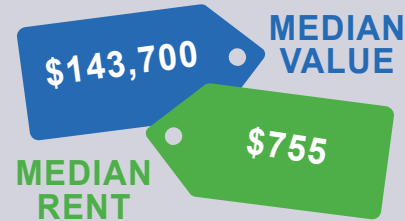


**HOUSEHOLDS**  
10,903

### RACE & ETHNICITY

WHITE 49.6%  
BLACK 48.2%  
ASIAN 0%  
OTHER 0%

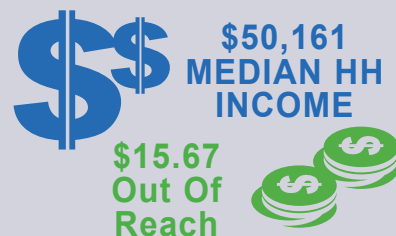
3% Hispanic or Latino  
97% Not Hispanic or Latino



78.5% Owner Occupied  
21.5% Renter Occupied

### OCCUPANCY STATUS

Occupied: 10,903 units  
Vacant: 2,493 units  
**TOTAL: 13,396 units**



### COST BURDEN

Owner: 17%  
Renter: 40%  
Overall: 23%

**HOMELESS STUDENTS**  
145

## Pointe Coupee

**POPULATION**  
22,016

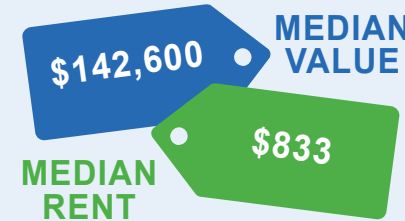


**HOUSEHOLDS**  
8,960

### RACE & ETHNICITY

WHITE 61.9%  
BLACK 35.7%  
ASIAN .3%  
OTHER 0%


3% Hispanic or Latino  
97% Not Hispanic or Latino



67.7% Owner Occupied  
32.3% Renter Occupied

### OCCUPANCY STATUS

Occupied: 8,960 units  
Vacant: 2,629 units  
**TOTAL: 11,589 units**



### COST BURDEN

Owner: 21%  
Renter: 30%  
Overall: 23%

**HOMELESS STUDENTS**  
26

## West Baton Rouge

**POPULATION**  
26,101

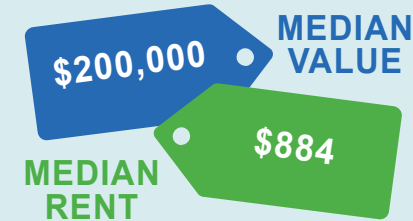


**HOUSEHOLDS**  
9,643

### RACE & ETHNICITY

WHITE 58.3%  
BLACK 40.1%  
ASIAN 6%  
OTHER 0%

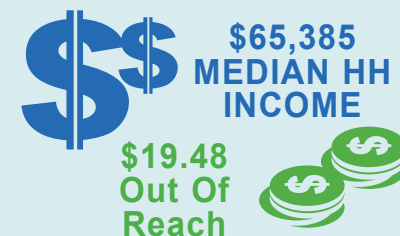
3% Hispanic or Latino  
97% Not Hispanic or Latino



80.7% Owner Occupied  
19.3% Renter Occupied

### OCCUPANCY STATUS

Occupied: 9,643 units  
Vacant: 1,334 units  
**TOTAL: 10,977 units**



### COST BURDEN

Owner: 11%  
Renter: 41%  
Overall: 19%

**HOMELESS STUDENTS**  
61

## West Feliciana

**POPULATION**  
15,428

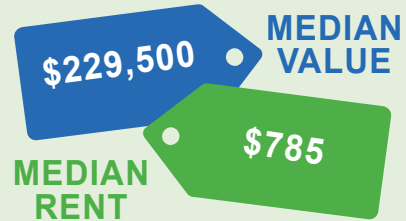


**HOUSEHOLDS**  
3,869

### RACE & ETHNICITY

WHITE 53.5%  
BLACK 44.5%  
ASIAN 6%  
OTHER 0%

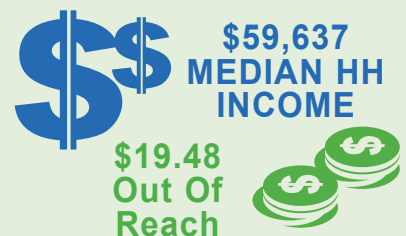
1% Hispanic or Latino  
99% Not Hispanic or Latino



79% Owner Occupied  
21% Renter Occupied

### OCCUPANCY STATUS

Occupied: 3,869 units  
Vacant: 1,577 units  
**TOTAL: 5,446 units**



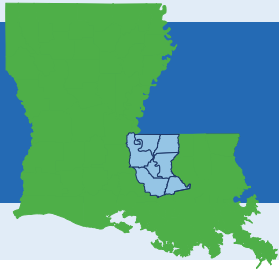
### COST BURDEN

Owner: 12%  
Renter: 39%  
Overall: 19%

**HOMELESS STUDENTS**  
31

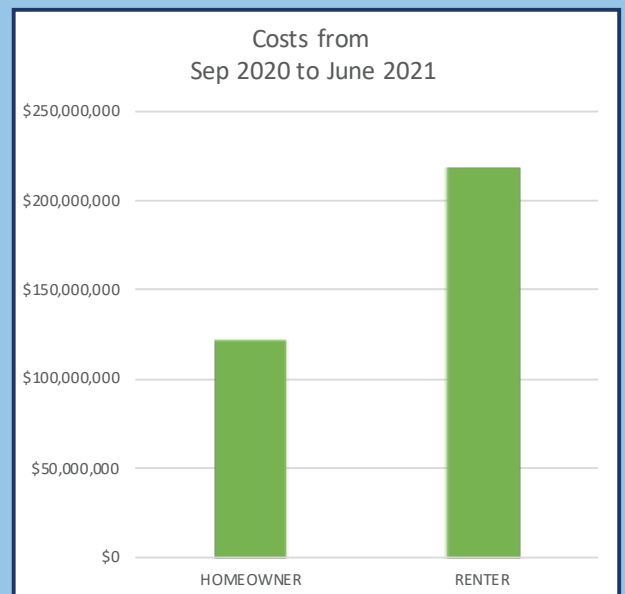


BATON ROUGE  
HOUSING GROUP



**HOUSING1ST**  
Alliance of the Capital Area

## COVID Housing Needs Estimate



# FACT SHEET

BATON ROUGE AREA HOUSING GROUP

### SOURCES

Source: Enterprise and Urban Footprint Pulse Data