



FACT SHEET

RHPA 5 - ACADIANA

Acadiana Housing Group

INTRODUCTION

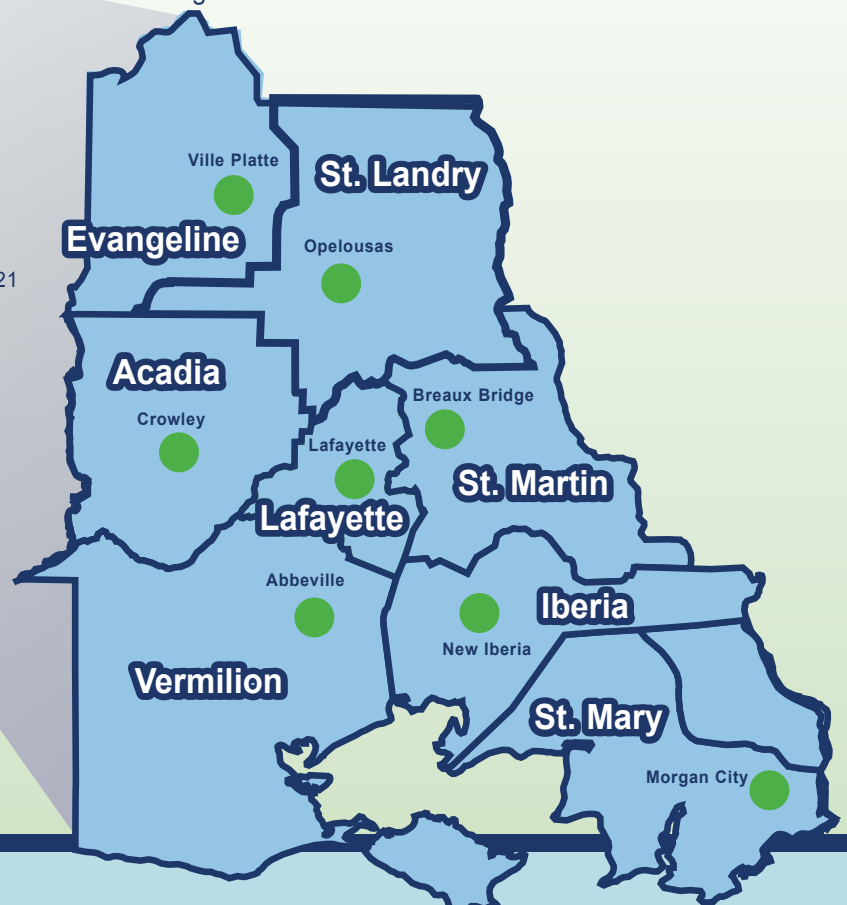
This Fact Sheet displays important data on the state of housing within the eight parishes in Regional Housing Planning Area 4. It includes information on affordability, previous investments in the area, and the population and households in each parish. HousingLOUISIANA and the Acadiana Housing Alliance are hosting the Louisiana Statewide Housing Listening Tour.

SOURCES

American Community Survey
5-year Estimates, 2017-2021
U.S. Census Building Permits, 2021

LIST OF PARISHES IN RHPA 5:

- Acadia Parish
- Evangeline Parish
- Iberia Parish
- Lafayette Parish
- St. Landry Parish
- St. Martin Parish
- St. Mary Parish
- Vermilion Parish



The Regional Housing Planning Area Fact Sheets were made possible due to the support of the Greater New Orleans Foundation's Disaster Relief Fund, which is largely supported by the W. K. Kellogg Foundation, and other donors including Razoo Foundation, Lauren Bon and Metabolic Studio via the Annenberg Foundation, Dentaquest, and various individuals.

FACT SHEET

ACADIANA REGION HOUSING WORKING GROUP

Acadia

POPULATION
62,457



HOUSEHOLDS
22,236

RACE & ETHNICITY
WHITE 79.3%
BLACK 17.4%
ASIAN 1%
OTHER 3.2%

3% Hispanic or Latino
97% Not Hispanic or Latino

MEDIAN VALUE
\$118,000

MEDIAN RENT
\$662

71% Owner Occupied
29% Renter Occupied

OCCUPANCY STATUS
Occupied: 22,236 units
Vacant: 3,668 units
TOTAL: 26,232 units

MEDIAN HH INCOME
\$43,396

Out Of Reach
\$13.94

COST BURDEN
Owner: 13%
Renter: 44.8%
Overall: 22.6%

HOMELESS STUDENTS
215

Evangeline

POPULATION
33,589



HOUSEHOLDS
12,172

RACE & ETHNICITY
WHITE 67.9%
BLACK 27.6%
ASIAN .5%
OTHER 4.1%

4% Hispanic or Latino
96% Not Hispanic or Latino

MEDIAN VALUE
\$96,600

MEDIAN RENT
\$577

66% Owner Occupied
34% Renter Occupied

OCCUPANCY STATUS
Occupied: 12,051 units
Vacant: 2,937 units
TOTAL: 14,988 units

MEDIAN HH INCOME
\$31,965

Out Of Reach
\$13.94

COST BURDEN
Owner: 18.2%
Renter: 45.2%
Overall: 27.2%

HOMELESS STUDENTS
42

Iberia

POPULATION
69,830



HOUSEHOLDS
26,185

RACE & ETHNICITY
WHITE 59.6%
BLACK 59.6%
ASIAN 2.5%
OTHER 5.2%

4% Hispanic or Latino
96% Not Hispanic or Latino

MEDIAN VALUE
\$115,600

MEDIAN RENT
\$803

72% Owner Occupied
28% Renter Occupied

OCCUPANCY STATUS
Occupied: 26,185 units
Vacant: 4,637 units
TOTAL: 30,822 units

MEDIAN HH INCOME
\$50,991

Out Of Reach
\$15.67

COST BURDEN
Owner: 16.2%
Renter: 45.4%
Overall: 24.5%

HOMELESS STUDENTS
58

Lafayette

POPULATION
244,390



HOUSEHOLDS
244,390

RACE & ETHNICITY
WHITE 69.0%
BLACK 26.8%
ASIAN 1.8%
OTHER 2.4%

5% Hispanic or Latino
95% Not Hispanic or Latino

MEDIAN VALUE
\$192,100

MEDIAN RENT
\$874

67% Owner Occupied
33% Renter Occupied

OCCUPANCY STATUS
Occupied: 94,490 units
Vacant: 10,577 units
TOTAL: 105,067 units

MEDIAN HH INCOME
\$60,567

Out Of Reach
\$17.33

COST BURDEN
Owner: 18.0%
Renter: 41.8%
Overall: 25%

HOMELESS STUDENTS
577

St. Landry

POPULATION
82,124



HOUSEHOLDS
30,441

RACE & ETHNICITY
WHITE 56.0%
BLACK 41.5%
ASIAN .1%
OTHER 2.4%

2% Hispanic or Latino
98% Not Hispanic or Latino

MEDIAN VALUE
\$108,400

MEDIAN RENT
\$652

72% Owner Occupied
28% Renter Occupied

OCCUPANCY STATUS
Occupied: 30,485 units
Vacant: 6,440 units
TOTAL: 36,925 units

MEDIAN HH INCOME
\$36,403

Out Of Reach
\$14.25

COST BURDEN
Owner: 16.1%
Renter: 47.8%
Overall: 23.8%

HOMELESS STUDENTS
180

St. Martin

POPULATION
53,732



HOUSEHOLDS
19,749

RACE & ETHNICITY
WHITE 66.8%
BLACK 29.1%
ASIAN 1.0%
OTHER 3.2%

3% Hispanic or Latino
97% Not Hispanic or Latino

MEDIAN VALUE
\$124,900

MEDIAN RENT
\$658

78% Owner Occupied
22% Renter Occupied

OCCUPANCY STATUS
Occupied: 19,749 units
Vacant: 3,635 units
TOTAL: 23,384 units

MEDIAN HH INCOME
\$48,656

Out Of Reach
\$17.33

COST BURDEN
Owner: 15.9%
Renter: 35.6%
Overall: 20.1%

HOMELESS STUDENTS
87

St. Mary

POPULATION
50,968



HOUSEHOLDS
19,856

RACE & ETHNICITY
WHITE 58.9%
BLACK 30.5%
ASIAN 1.4%
OTHER 9.2%

7% Hispanic or Latino
93% Not Hispanic or Latino

MEDIAN VALUE
\$106,900

MEDIAN RENT
\$781

61% Owner Occupied
39% Renter Occupied

OCCUPANCY STATUS
Occupied: 19,856 units
Vacant: 3,648 units
TOTAL: 23,504 units

MEDIAN HH INCOME
\$40,485

Out Of Reach
\$17.10

COST BURDEN
Owner: 16.9%
Renter: 31.7%
Overall: 22.5%

HOMELESS STUDENTS
211

Vermilion

POPULATION
22,086



HOUSEHOLDS
5,483

RACE & ETHNICITY
WHITE 81.4%
BLACK 14.5%
ASIAN 2%
OTHER 2.1%

4% Hispanic or Latino
96% Not Hispanic or Latino

MEDIAN VALUE
\$122,200

MEDIAN RENT
\$685

78% Owner Occupied
22% Renter Occupied

OCCUPANCY STATUS
Occupied: 22,086 units
Vacant: 4,500 units
TOTAL: 26,586 units

MEDIAN HH INCOME
\$51,945


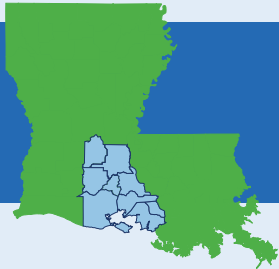
Out Of Reach
\$14.00

COST BURDEN
Owner: 13.2%
Renter: 36.2%
Overall: 18%

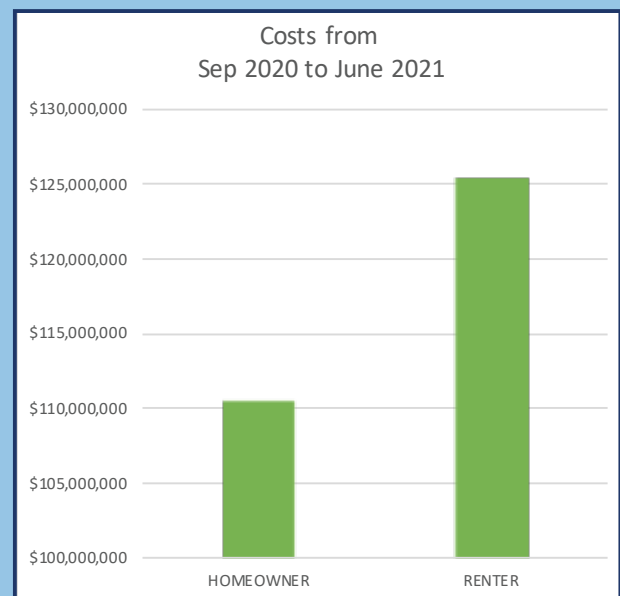
HOMELESS STUDENTS
40



ACADIANA
HOUSING GROUP



COVID Housing Needs Estimate



FACT SHEET

ACADIANA AREA HOUSING GROUP

SOURCES

Source: Enterprise and Urban Footprint Pulse Data