



# FACT SHEET

RHPA 3 - HOUMA & THIBODAUX

## Houma/Thibodaux Housing Group



### INTRODUCTION

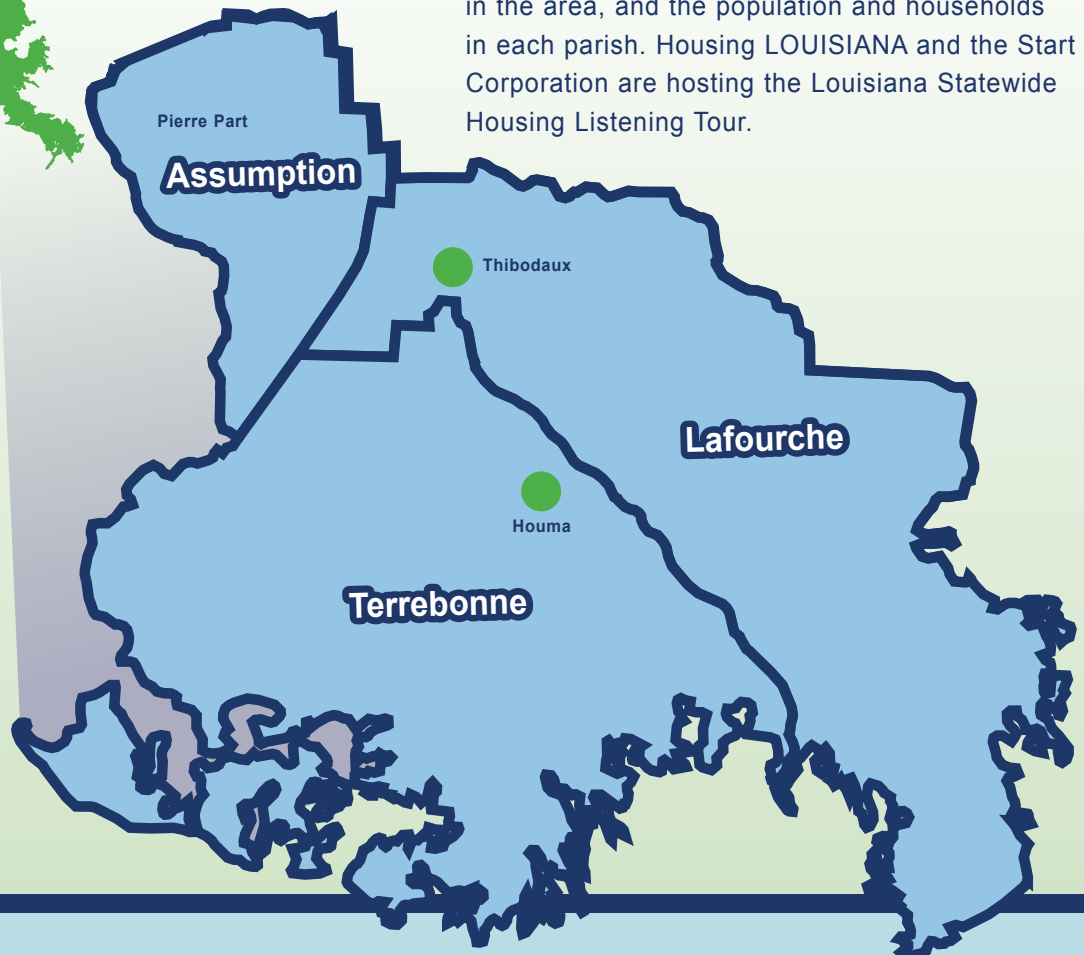
This Fact Sheet displays important data on the state of housing within the three parishes in Regional Housing Planning Area 3. It includes information on affordability, previous investments in the area, and the population and households in each parish. Housing LOUISIANA and the Start Corporation are hosting the Louisiana Statewide Housing Listening Tour.

### SOURCES

American Community Survey  
5-year Estimates, 2017-2021  
U.S. Census Building Permits, 2021

### LIST OF PARISHES IN RHPA 3:

- Assumption Parish
- Lafourche Parish
- Terrebonne Parish



The Regional Housing Planning Area Fact Sheets were made possible due to the support of the Greater New Orleans Foundation's Disaster Relief Fund, which is largely supported by the W. K. Kellogg Foundation, and other donors including Razoo Foundation, Lauren Bon and Metabolic Studio via the Annenberg Foundation, Dentaquest, and various individuals.

# FACT SHEET

## HOUMA/THIBODAUX REGION HOUSING WORKING GROUP

### Assumption

#### POPULATION

22,478



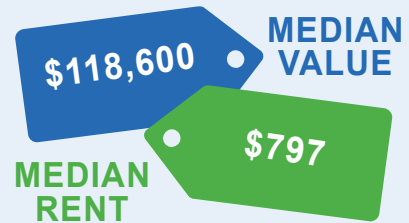
#### HOUSEHOLDS

8,552

#### RACE & ETHNICITY

WHITE 67%  
BLACK 30%  
ASIAN 0.0%  
OTHER 1%

3% Hispanic or Latino  
97% Not Hispanic or Latino



78%


Owner  
Occupied

22%

Renter  
Occupied

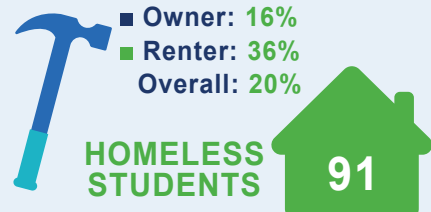
#### OCCUPANCY STATUS

Occupied: 8,552 units  
Vacant: 2,253 units  
TOTAL: 10,805 units



#### COST BURDEN

Owner: 16%  
Renter: 36%  
Overall: 20%



### Lafourche

#### POPULATION

97,614



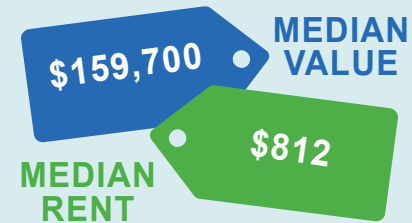
#### HOUSEHOLDS

36,759

#### RACE & ETHNICITY

WHITE 80%  
BLACK 14%  
ASIAN 1%  
OTHER 0%

4% Hispanic or Latino  
96% Not Hispanic or Latino



76%

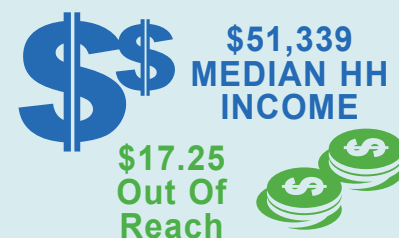
Owner  
Occupied

24%

Renter  
Occupied

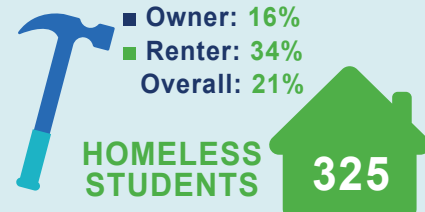
#### OCCUPANCY STATUS

Occupied: 36,759 units  
Vacant: 5,165 units  
TOTAL: 41,924 units



#### COST BURDEN

Owner: 16%  
Renter: 34%  
Overall: 21%



### Terrebonne

#### POPULATION

110,461



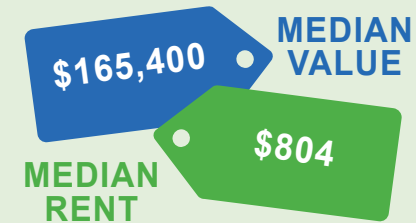
#### HOUSEHOLDS

40,173

#### RACE & ETHNICITY

WHITE 70%  
BLACK 19%  
ASIAN 1%  
OTHER 1%

5% Hispanic or Latino  
95% Not Hispanic or Latino



69%

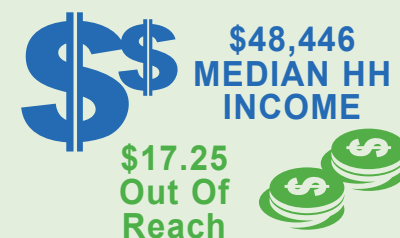
Owner  
Occupied

31%

Renter  
Occupied

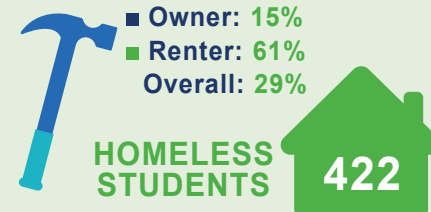
#### OCCUPANCY STATUS

Occupied: 40,173 units  
Vacant: 5,591 units  
TOTAL: 45,764 units



#### COST BURDEN

Owner: 15%  
Renter: 61%  
Overall: 29%

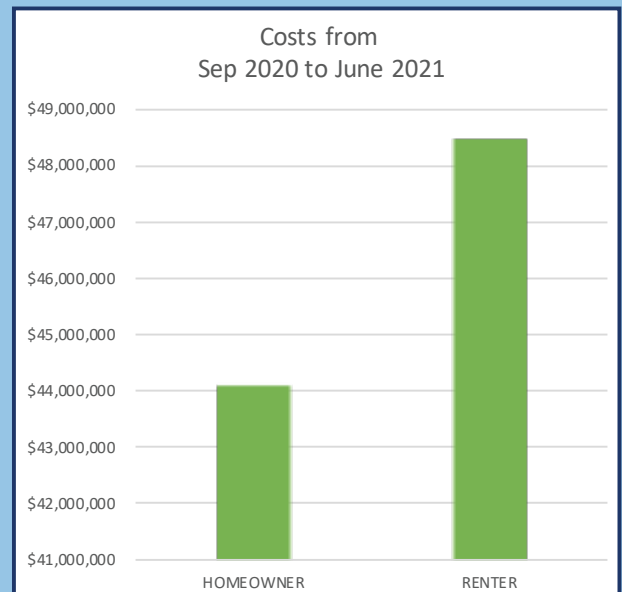




## HOUMA & THIBODAUx HOUSING GROUP



## COVID Housing Needs Estimate



# FACT SHEET

Houma/Thibodaux Area Housing Group

### SOURCES

Source: Enterprise and Urban Footprint Pulse Data