



FACT SHEET

RHPA 6 - CenLA

Central Louisiana Housing Alliance Working Group

INTRODUCTION

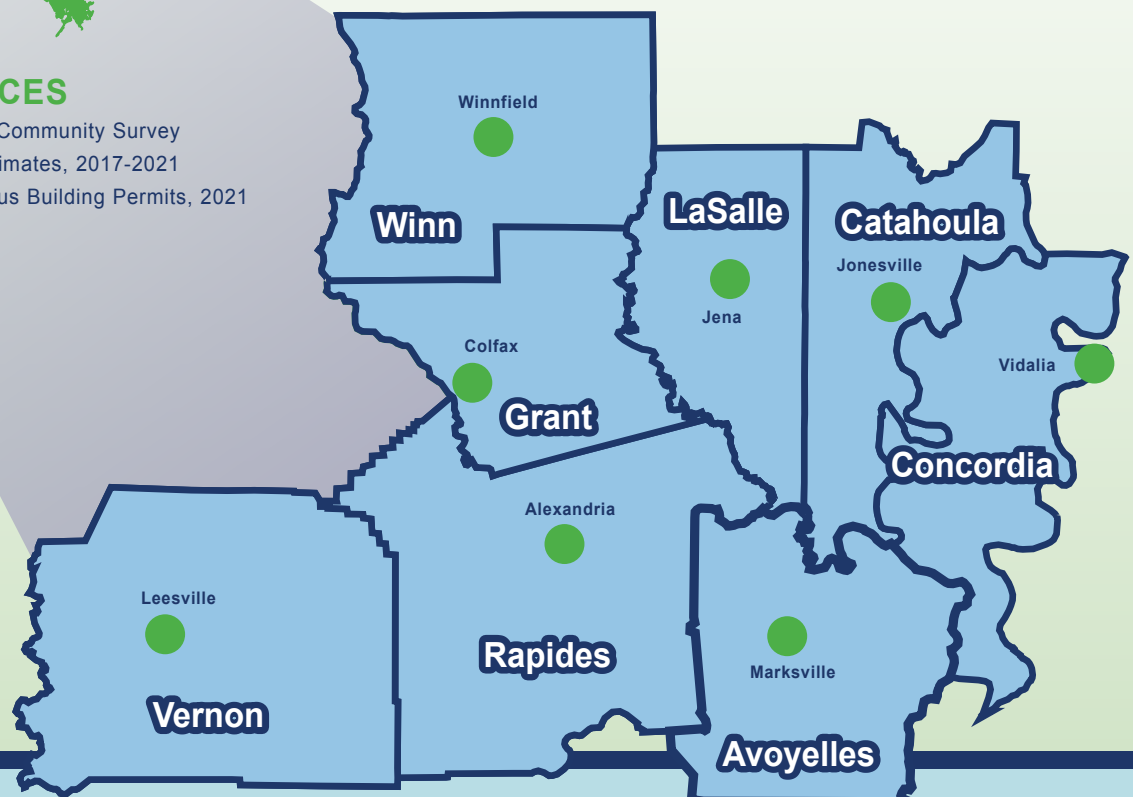
This Fact Sheet displays important data on the state of housing within the eight parishes in Regional Housing Planning Area 6. It includes information on affordability, previous investments in the area, and the population and households in each parish. HousingLOUISIANA and the Alexandria Housing Alliance are hosting the Louisiana Statewide Housing Listening Tour in this region.

SOURCES

American Community Survey
5-year Estimates, 2017-2021
U.S. Census Building Permits, 2021

LIST OF PARISHES IN RHPA 6:

- Avoyelles Parish
- Catahoula Parish
- Concordia Parish
- Grant Parish
- LaSalle Parish
- Rapides Parish
- Vernon Parish
- Winn Parish



The Regional Housing Planning Area Fact Sheets were made possible due to the support of the Greater New Orleans Foundation's Disaster Relief Fund, which is largely supported by the W. K. Kellogg Foundation, and other donors including Razoo Foundation, Lauren Bon and Metabolic Studio via the Annenberg Foundation, Dentaquest, and various individuals.

FACT SHEET

CENTRAL LOUISIANA HOUSING ALLIANCE WORKING GROUP

Avoyelles

POPULATION

40,669



HOUSEHOLDS

15,163

RACE & ETHNICITY

WHITE 66%
BLACK 27%
ASIAN 1%
OTHER 0%

2% Hispanic or Latino
98% Not Hispanic or Latino

\$104,200 • MEDIAN VALUE

\$104,200
• MEDIAN RENT

69% Owner Occupied
31% Renter Occupied

OCCUPANCY STATUS

Occupied: 15,163 units
Vacant: 3,371 units
TOTAL: 18,534 units

\$38,565 MEDIAN HH INCOME
\$13.94 Out Of Reach

COST BURDEN

■ Owner: 19%
■ Renter: 45%
Overall: 27%

HOMELESS STUDENTS **60**

Catahoula

POPULATION

9,766



HOUSEHOLDS

3,364

RACE & ETHNICITY

WHITE 67%
BLACK 32%
ASIAN 0%
OTHER 1%

2% Hispanic or Latino
98% Not Hispanic or Latino

\$89,000 • MEDIAN VALUE

\$443
• MEDIAN RENT

80% Owner Occupied
20% Renter Occupied

OCCUPANCY STATUS

Occupied: 3,364 units
Vacant: 1,643 units
TOTAL: 5,007 units

\$40,129 MEDIAN HH INCOME
\$13.94 Out Of Reach

COST BURDEN

■ Owner: 16%
■ Renter: 43%
Overall: 22%

HOMELESS STUDENTS **1**

Concordia

POPULATION

19,778



HOUSEHOLDS

7,162

RACE & ETHNICITY

WHITE 58%
BLACK 41%
ASIAN 0%
OTHER 1%

2% Hispanic or Latino
98% Not Hispanic or Latino

\$80,600 • MEDIAN VALUE

\$636
• MEDIAN RENT

66% Owner Occupied
34% Renter Occupied

OCCUPANCY STATUS

Occupied: 7,162 units
Vacant: 2,449 units
TOTAL: 9,611 units

\$32,500 MEDIAN HH INCOME
\$13.94 Out Of Reach

COST BURDEN

■ Owner: 19%
■ Renter: 47%
Overall: 43%

HOMELESS STUDENTS **11**

Grant

POPULATION

22,340



HOUSEHOLDS

6,989

RACE & ETHNICITY

WHITE 79%
BLACK 16%
ASIAN 0%
OTHER 2%

5% Hispanic or Latino
95% Not Hispanic or Latino

\$103,400 • MEDIAN VALUE

\$714
• MEDIAN RENT

69% Owner Occupied
31% Renter Occupied

OCCUPANCY STATUS

Occupied: 6,989 units
Vacant: 2,349 units
TOTAL: 9,338 units

\$42,505 MEDIAN HH INCOME
\$15.75 Out Of Reach

COST BURDEN

■ Owner: 18%
■ Renter: 25%
Overall: 33%

HOMELESS STUDENTS **114**

La Salle

POPULATION

14,936



HOUSEHOLDS

4,814

RACE & ETHNICITY

WHITE 84%
BLACK 24.2%
ASIAN 1%
OTHER 1%

3% Hispanic or Latino
3% Not Hispanic or Latino

\$93,000 • MEDIAN VALUE

\$656
• MEDIAN RENT

77% Owner Occupied
32.3% Renter Occupied

OCCUPANCY STATUS

Occupied: 15,005 units
Vacant: 2,030 units
TOTAL: 17,035 units

\$44,661 MEDIAN HH INCOME
\$13.94 Out Of Reach

COST BURDEN

■ Owner: 20%
■ Renter: 53%
Overall: 31%

HOMELESS STUDENTS **995**

Rapides

POPULATION

129,648



HOUSEHOLDS

48,975

RACE & ETHNICITY

WHITE 70%
BLACK 27%
ASIAN 1.3%
OTHER 2.0%

6% Hispanic or Latino
94% Not Hispanic or Latino

\$201,700 • MEDIAN VALUE

\$978
• MEDIAN RENT

80.7% Owner Occupied
23% Renter Occupied

OCCUPANCY STATUS

Occupied: 4,814 units
Vacant: 1,897 units
TOTAL: 6,711 units

\$42,104 MEDIAN HH INCOME
\$15.75 Out Of Reach

COST BURDEN

■ Owner: 14%
■ Renter: 39%
Overall: 20%

HOMELESS STUDENTS **329**

Vernon

POPULATION

49,646



HOUSEHOLDS

17,696

RACE & ETHNICITY

WHITE 76%
BLACK 15%
ASIAN 2%
OTHER 2%

9% Hispanic or Latino
91% Not Hispanic or Latino

\$119,300 • MEDIAN VALUE

\$951
• MEDIAN RENT

53% Owner Occupied
47% Renter Occupied

OCCUPANCY STATUS

Occupied: 17,696 units
Vacant: 4,506 units
TOTAL: 22,202 units

\$49,141 MEDIAN HH INCOME
\$19.77 Out Of Reach

COST BURDEN

■ Owner: 14%
■ Renter: 36%
Overall: 24%

HOMELESS STUDENTS **24**

Winn

POPULATION

14,313



HOUSEHOLDS

5,483

RACE & ETHNICITY

WHITE 66%
BLACK 32%
ASIAN 0%
OTHER 1%

2% Hispanic or Latino
98% Not Hispanic or Latino

\$77,700 • MEDIAN VALUE

\$581
• MEDIAN RENT

67% Owner Occupied
33% Renter Occupied

OCCUPANCY STATUS

Occupied: 5,483 units
Vacant: 1,834 units
TOTAL: 7,317 units

\$38,353 MEDIAN HH INCOME
\$13.94 Out Of Reach

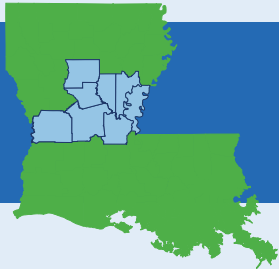
COST BURDEN

■ Owner: 14%
■ Renter: 38%
Overall: 22%

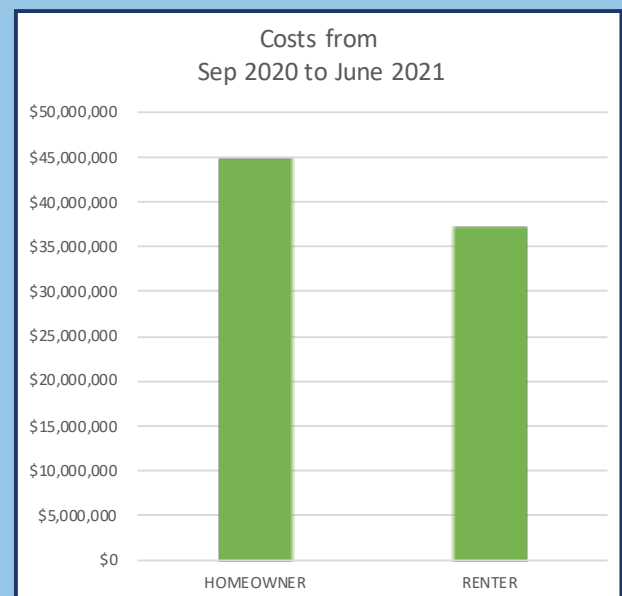
HOMELESS STUDENTS **40**



CenLA
HOUSING GROUP



COVID Housing Needs Estimate



SOURCES

Source: Enterprise and Urban Footprint Pulse Data

FACT SHEET

CenLA AREA HOUSING GROUP